

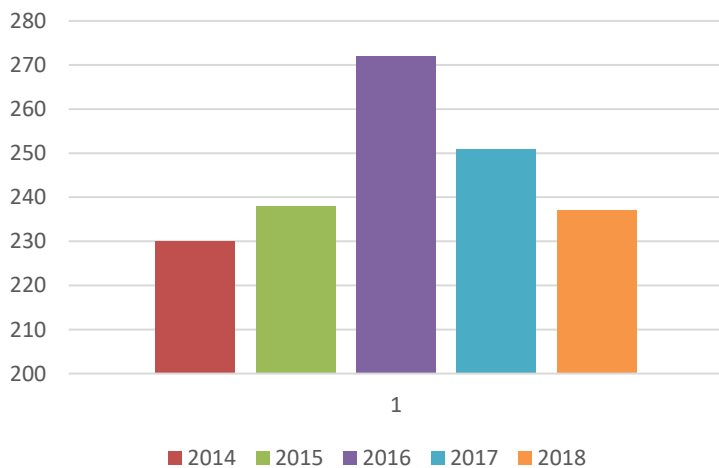
BUILDING INSPECTIONS DASHBOARD

MARCH 2019

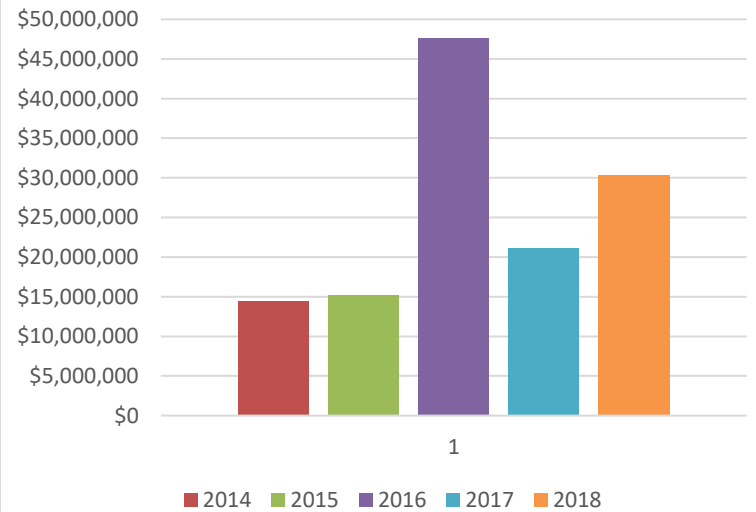
BUILDING PERMITS	2019 YTD		2018	
Permit Type	# of Permits	Value	# of Permits	Value
RESIDENTIAL				
SINGLE FAMILY	7	\$1,304,370	50	\$9,629,000
DUPLEX			0	\$0
MULTI-FAMILY	2	\$1,275,000	1	\$795,000
ACCESSORY BLDGS			8	\$45,960
ADDITIONS/ALT'S	17	\$218,873	102	\$1,228,788
HEATING/VENT/A-C			5	\$19,267
ELECTRIC	2	\$3000	17	\$34,789
PLUMBING			8	\$8,185
MISC	1	\$30,000	11	\$39,500
COMMERCIAL				
NEW CONSTRUCTION			7	\$11,924,551
ADDITIONS/ALTERATIONS	10	\$26,038,213	16	\$6,408,864
MISC (ELEC, PLBG, HTG)			12	\$237,555
TOTAL:	39	\$28,869,456	237	\$30,371,459
BUILDING PERMIT FEE REVENUE	39	\$114,099	237	\$177,554

RESIDENTIAL VACANT LOTS	
DATE	# OF VACANT LOTS
MARCH 2019	179

Total # of Permits Issued



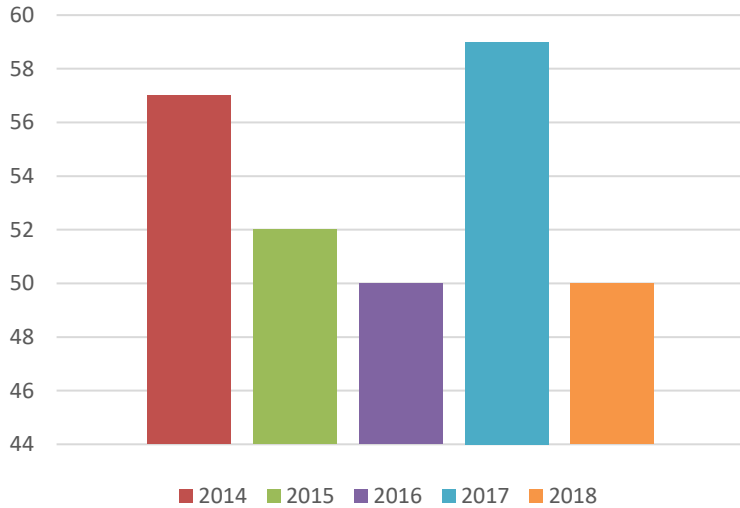
Total Construction Value



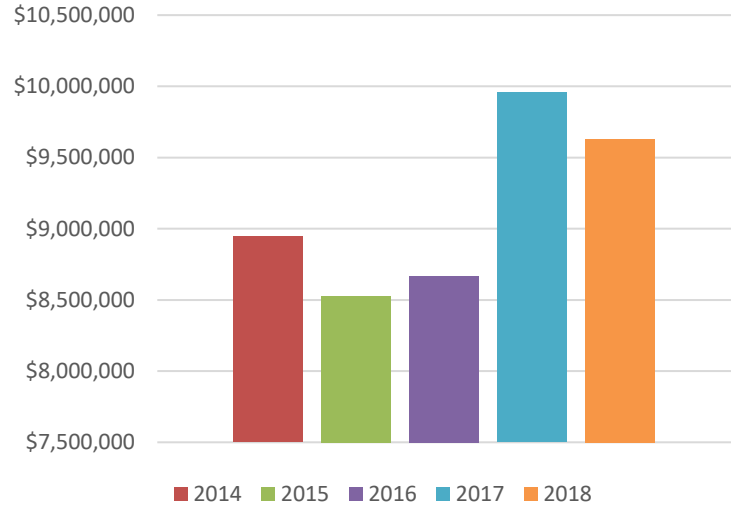
BUILDING INSPECTIONS DASHBOARD

RESIDENTIAL 5 YEAR HISTORY

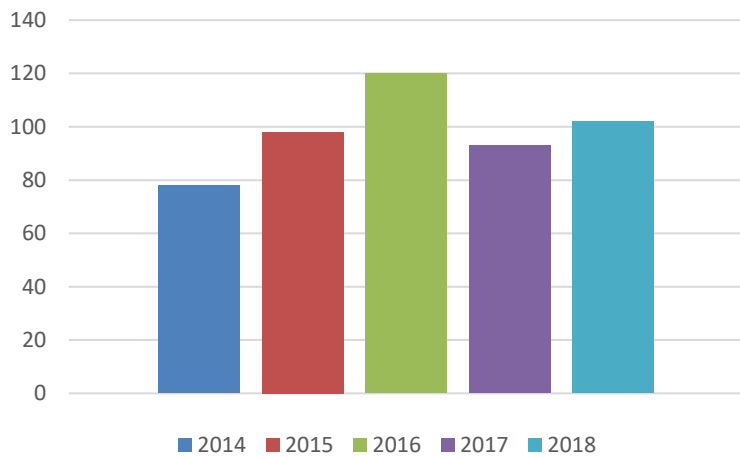
of Single Family New Construction Permits Issued



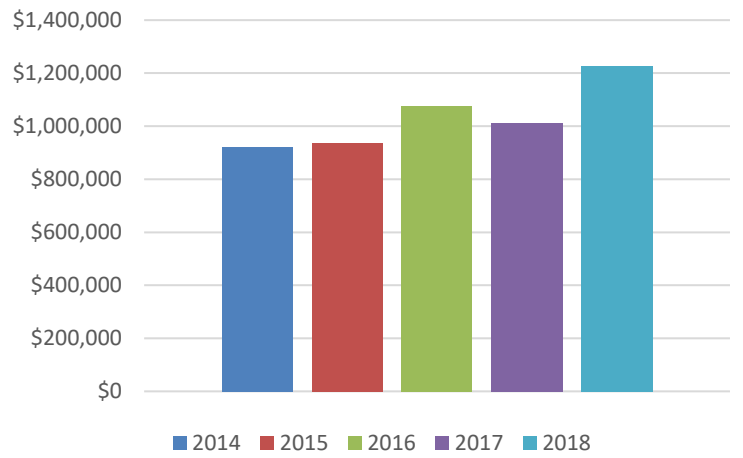
Single Family New Construction Value



of Residential Additions/Alterations Permits Issued



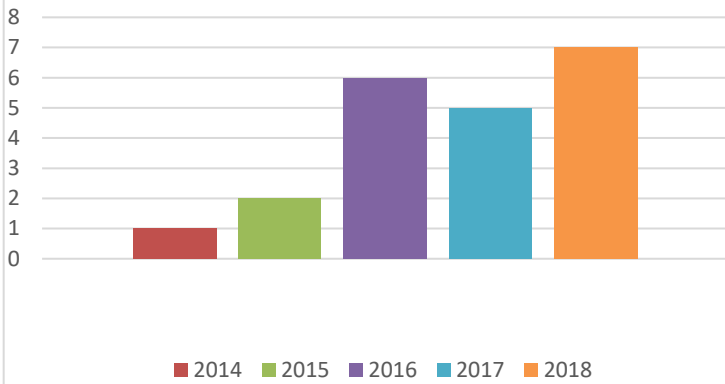
Residential Additions/Alterations Construction Value



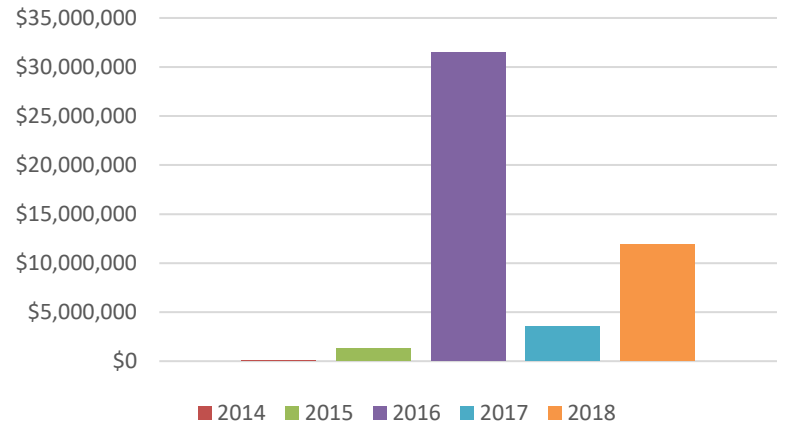
BUILDING INSPECTIONS DASHBOARD

COMMERCIAL 5 YEAR HISTORY

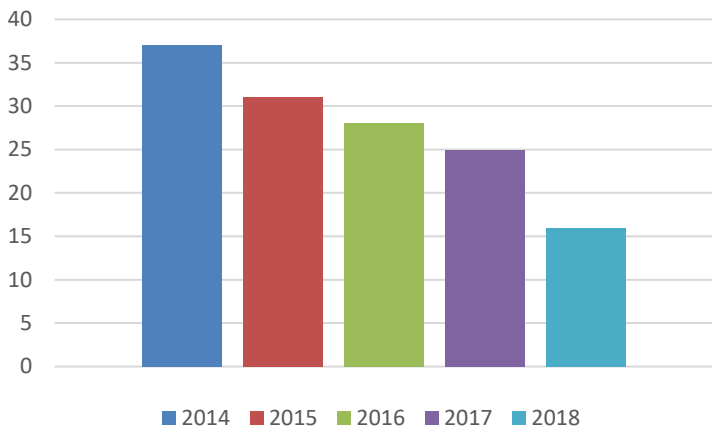
of Commercial/Industrial Permits Issued



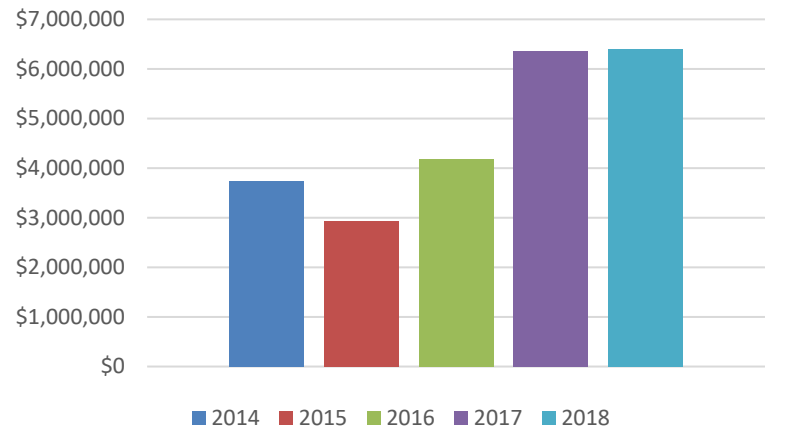
Commercial/Industrial Construction Value*



of Commercial/Industrial Additions/Alterations Permits



Commercial/Industrial Additions/Alterations Construction Costs



*Tax Exempt properties included in New Construction totals above:

2016 - 1 permit Value \$3,751,200

2017 - 3 permits Value \$3,033,800

2018 - 1 permit Value \$1,639,000