

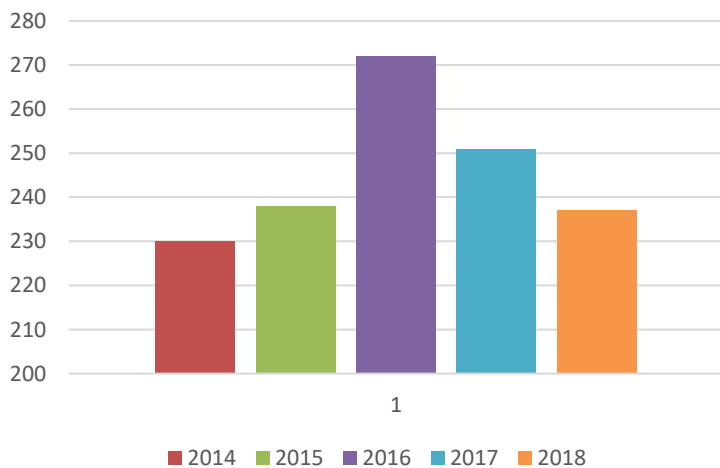
BUILDING INSPECTIONS DASHBOARD

JANUARY 2019

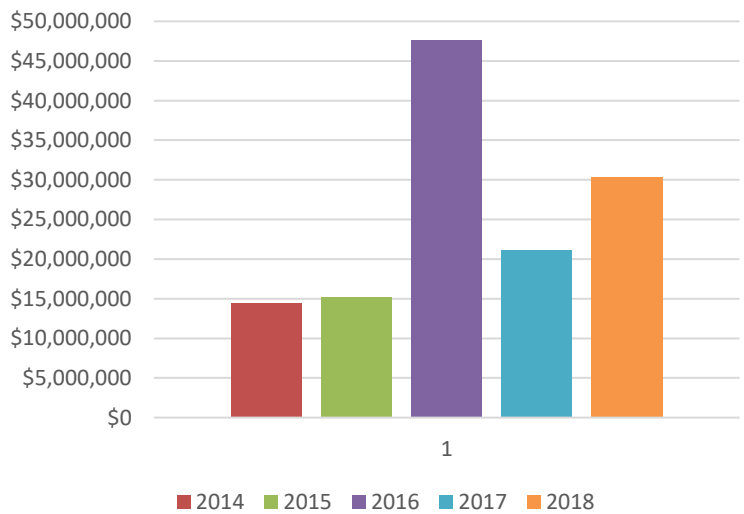
BUILDING PERMITS	2019 YTD		2018	
	# of Permits	Value	# of Permits	Value
RESIDENTIAL				
SINGLE FAMILY			50	\$9,629,000
DUPLEX			0	\$0
MULTI-FAMILY			1	\$795,000
ACCESSORY BLDGS			8	\$45,960
ADDITIONS/ALT'S	4	\$42,000	102	\$1,228,788
HEATING/VENT/A-C			5	\$19,267
ELECTRIC			17	\$34,789
PLUMBING			8	\$8,185
MISC			11	\$39,500
COMMERCIAL				
NEW CONSTRUCTION			7	\$11,924,551
ADDITIONS/ALTERATIONS	2	\$6,954,429	16	\$6,408,864
MISC (ELEC, PLBG, HTG)			12	\$237,555
TOTAL:	6	\$6,996,429	237	\$30,371,459
BUILDING PERMIT FEE REVENUE	6	\$25,501.75	237	\$177,554

RESIDENTIAL VACANT LOTS	
DATE	# OF VACANT LOTS
JANUARY 2019	186

Total # of Permits Issued



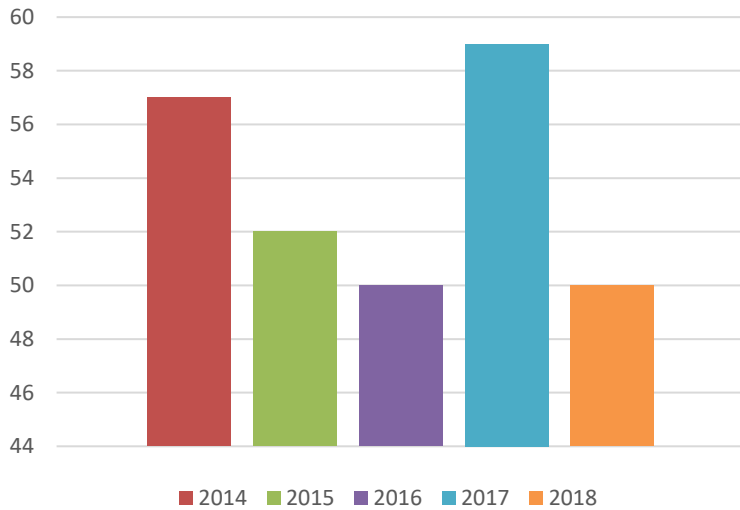
Total Construction Value



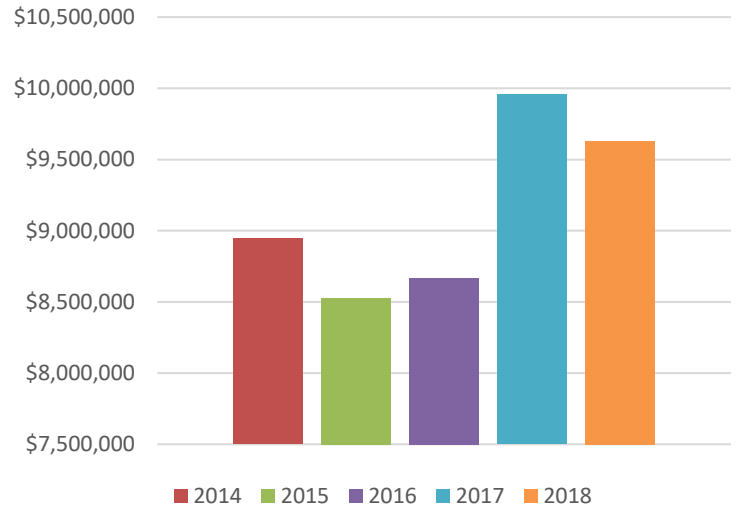
BUILDING INSPECTIONS DASHBOARD

RESIDENTIAL 5 YEAR HISTORY

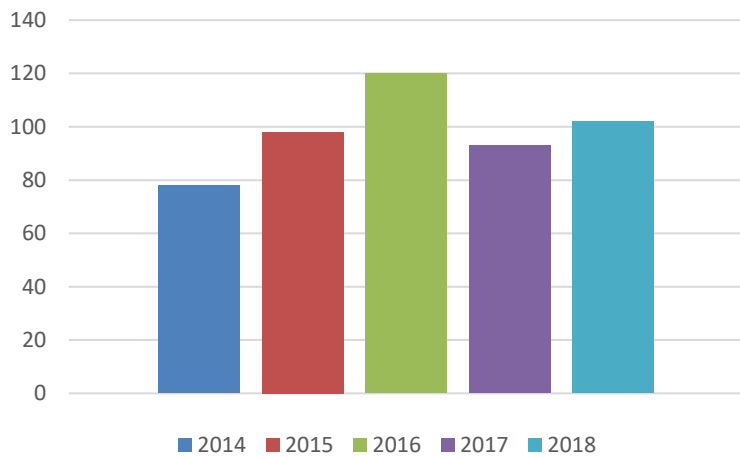
of Single Family New Construction Permits Issued



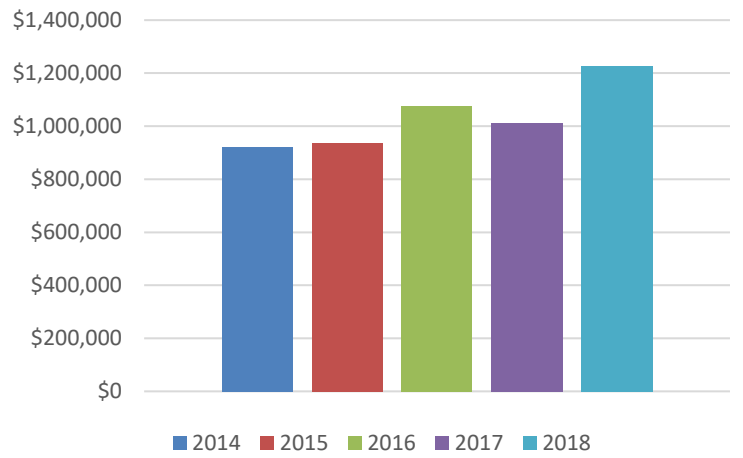
Single Family New Construction Value



of Residential Additions/Alterations Permits Issued



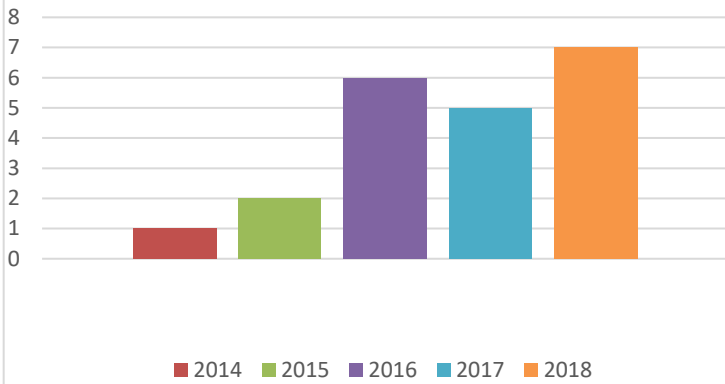
Residential Additions/Alterations Construction Value



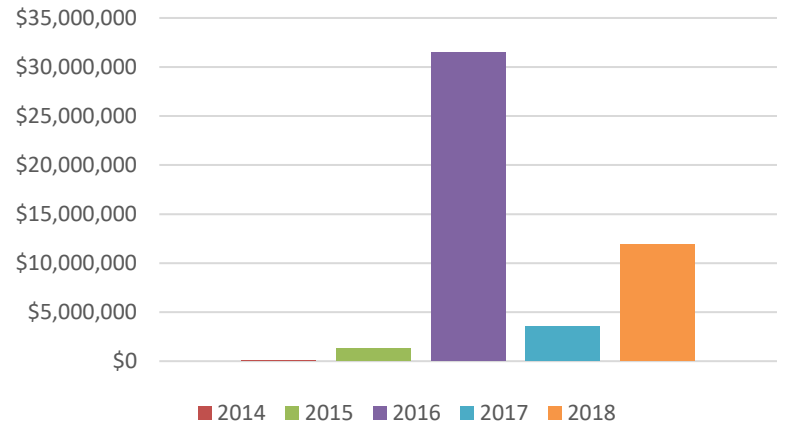
BUILDING INSPECTIONS DASHBOARD

COMMERCIAL 5 YEAR HISTORY

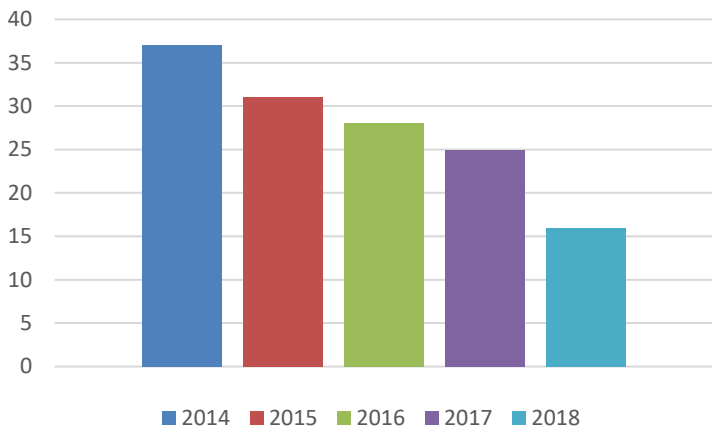
of Commercial/Industrial Permits Issued



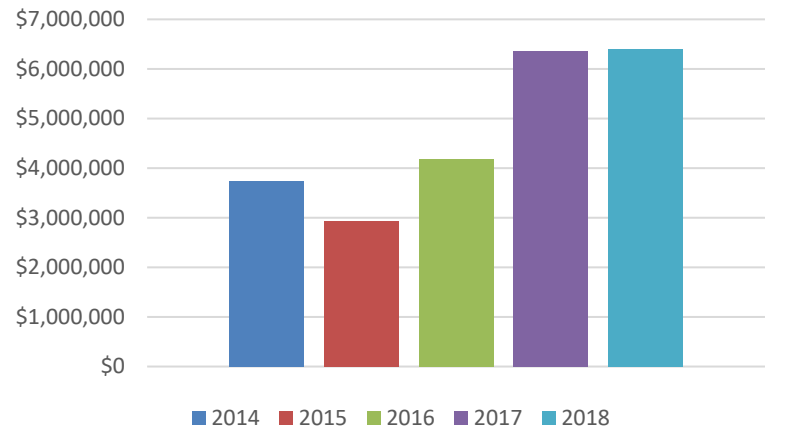
Commercial/Industrial Construction Value*



of Commercial/Industrial Additions/Alterations Permits



Commercial/Industrial Additions/Alterations Construction Costs



*Tax Exempt properties included in New Construction totals above:

2016 - 1 permit Value \$3,751,200

2017 - 3 permits Value \$3,033,800

2018 - 1 permit Value \$1,639,000