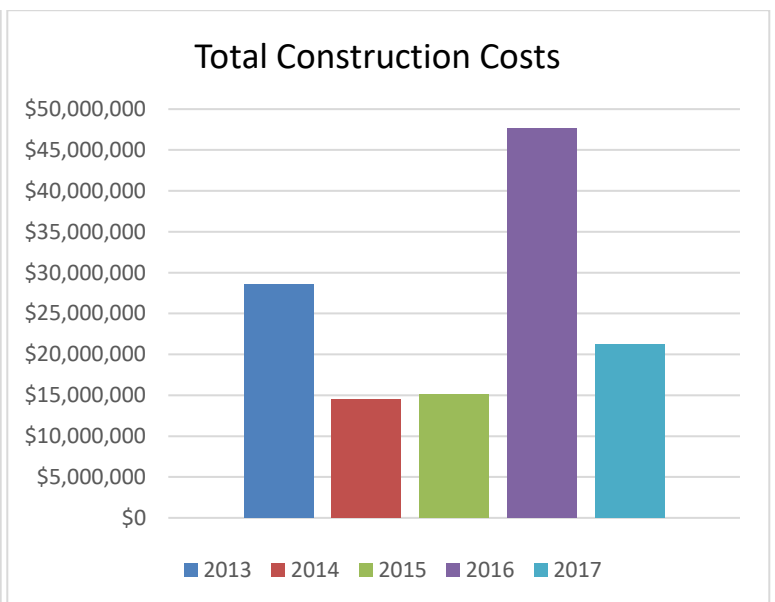
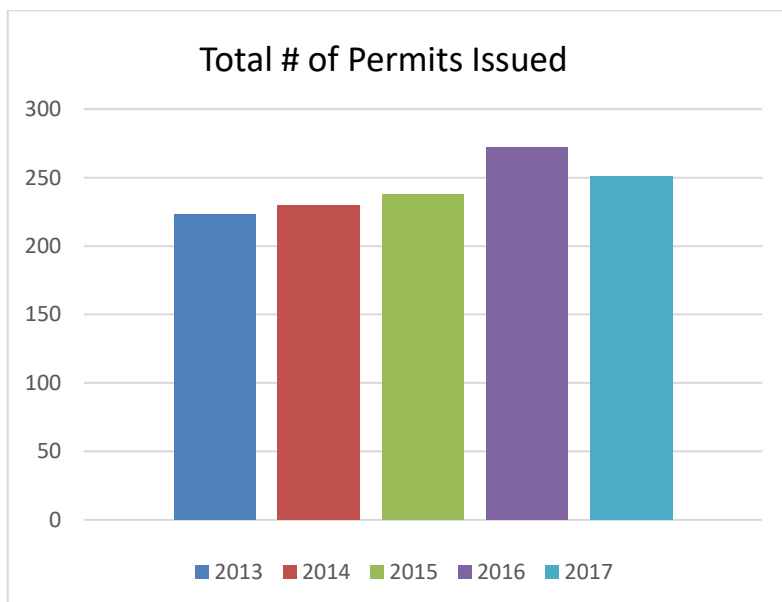


BUILDING INSPECTIONS DASHBOARD

AUGUST 2018

BUILDING PERMITS	2018 YTD		2017	
	Permit Type	# of Permits	Value	# of Permits
RESIDENTIAL				
SINGLE FAMILY	37	\$7,120,000	59	\$9,957,790
DUPLEX	0	\$0	0	\$0
MULTI-FAMILY	1	\$795,000	0	\$0
ACCESSORY BLDGS	3	\$20,000	6	\$65,000
ADDITIONS/ALT'S	77	\$994,088	93	\$1,012,715
HEATING/VENT/A-C	3	\$11,401	1	\$3,636
ELECTRIC	11	\$27,989	20	\$41,977
PLUMBING	6	\$5,185	9	\$17,146
MISC	9	\$33,000	24	\$88,725
COMMERCIAL				
NEW CONSTRUCTION	4	\$4,235,651	5	\$3,535,704
ADDITIONS/ALTERATIONS	11	\$5,540,761	25	\$6,370,207
MISC (ELEC, PLBG, HTG)	6	\$67,555	9	\$92,700
TOTAL:	168	\$18,850,630	251	\$21,185,600
BUILDING PERMIT FEE REVENUE	168	\$102,821	251	\$145,055

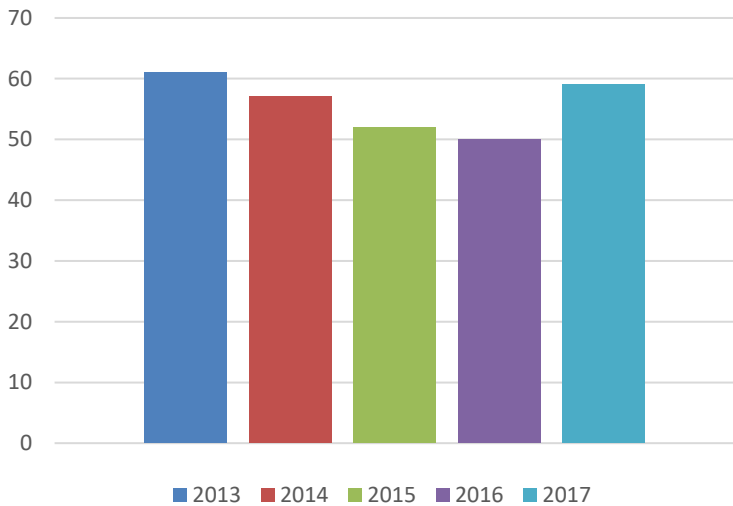
RESIDENTIAL VACANT LOTS	
DATE	# OF VACANT LOTS
AUGUST 2018 (*19 lots added)	126*



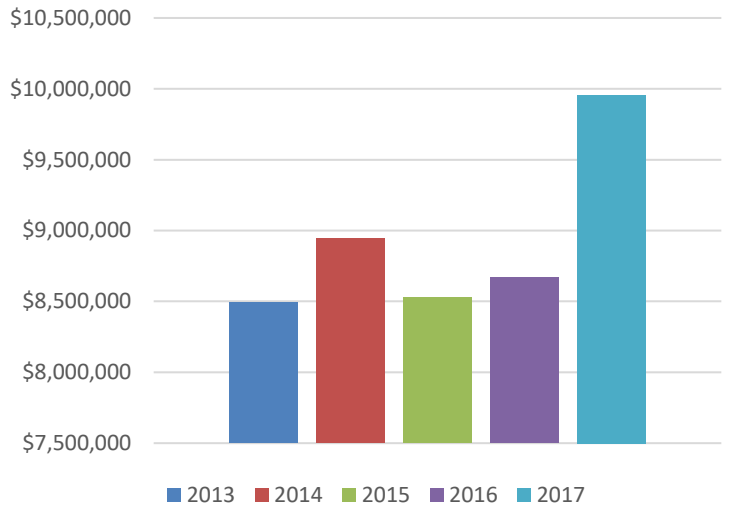
BUILDING INSPECTIONS DASHBOARD

RESIDENTIAL 5 YEAR HISTORY

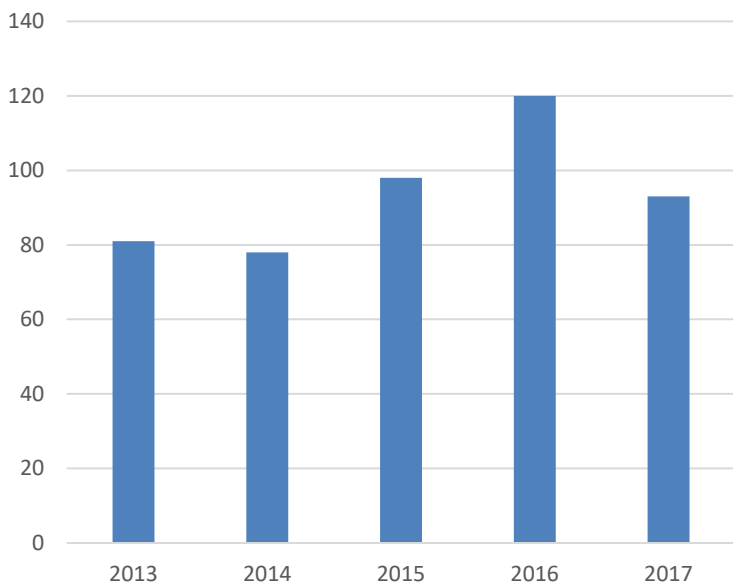
of Single Family New Construction Permits



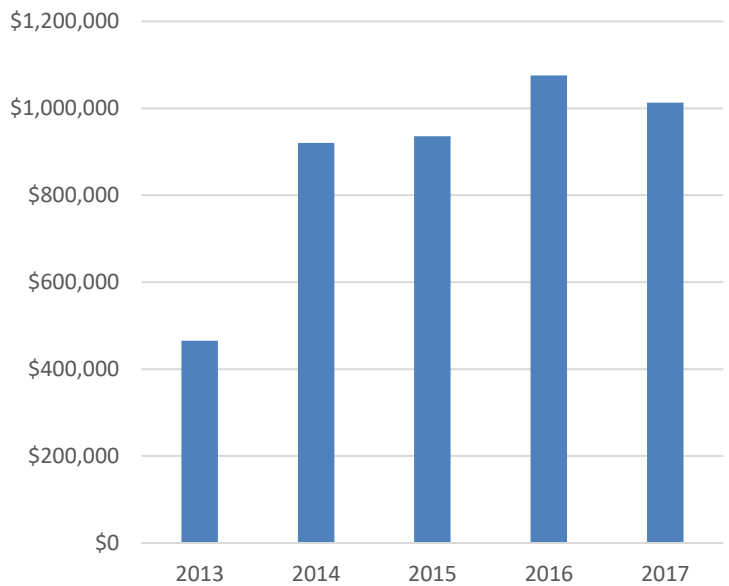
Single Family New Construction Value



of Residential Additions & Alterations Permits



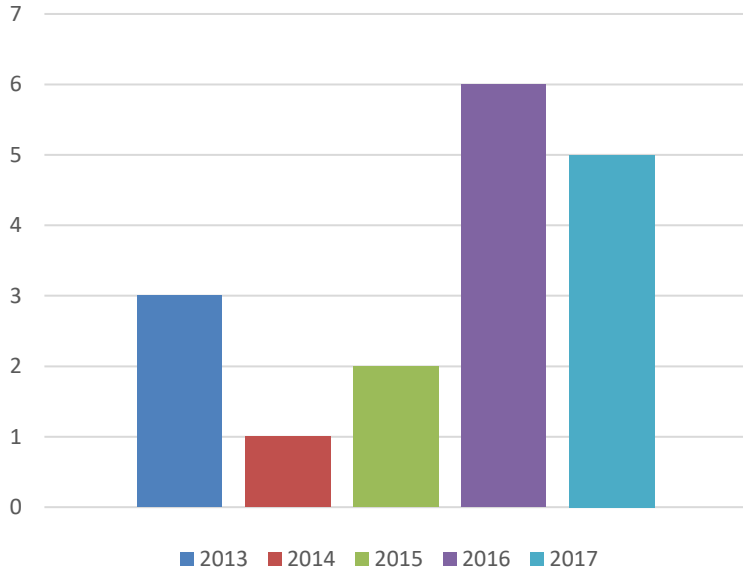
Residential Additions & Alterations Construction Value



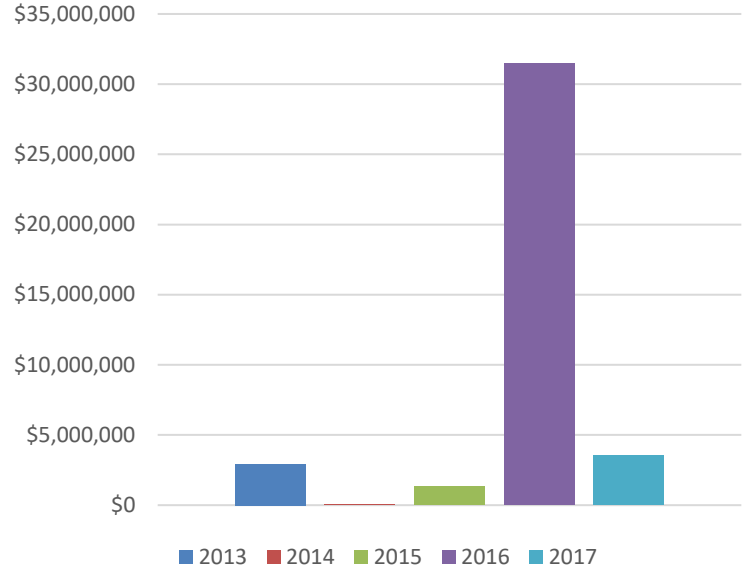
BUILDING INSPECTIONS DASHBOARD

COMMERCIAL 5 YEAR HISTORY

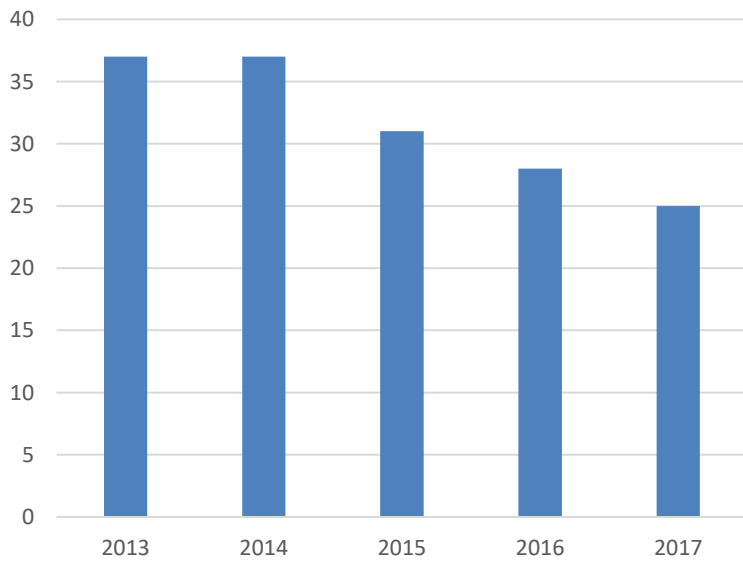
of Commercial/Industrial New Construction Permits*



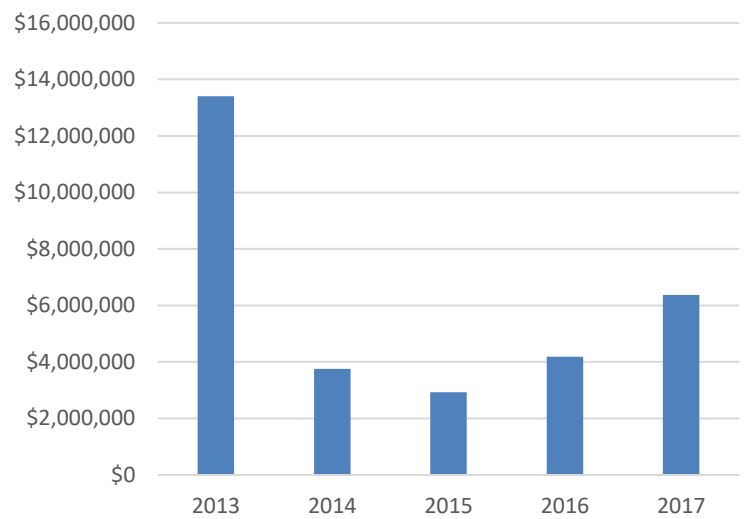
Commercial/Industrial New Construction Value*



of Commercial/Industrial Additions & Alterations Permits



Commercial/Industrial Additions & Alterations Construction Value



*Tax Exempt properties included in New Construction totals above:

2016 - 1 permit Value \$3,751,200

2017 - 3 permits Value \$3,033,800