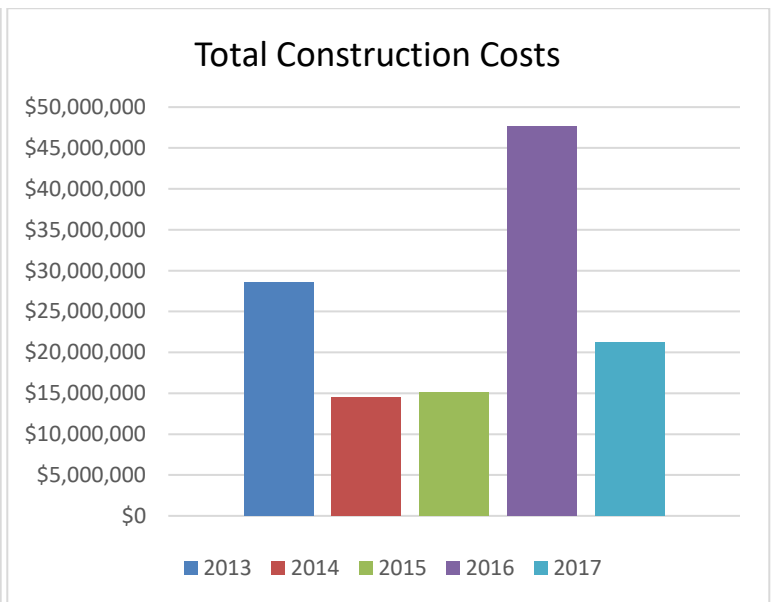
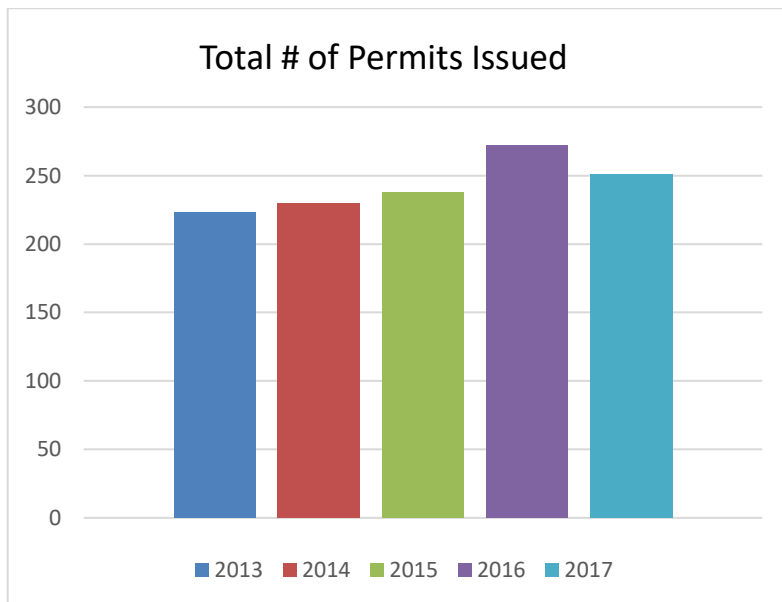


BUILDING INSPECTIONS DASHBOARD

APRIL 2018

BUILDING PERMITS	2018 YTD		2017	
	Permit Type	# of Permits	Value	# of Permits
RESIDENTIAL				
SINGLE FAMILY	12	\$2,600,000	59	\$9,957,790
DUPLEX	0	\$0	0	\$0
MULTI-FAMILY	1	\$795,000	0	\$0
ACCESSORY BLDGS	0	\$0	6	\$65,000
ADDITIONS/ALT'S	24	\$306,900	93	\$1,012,715
HEATING/VENT/A-C	1	\$3,500	1	\$3,636
ELECTRIC	8	\$22,239	20	\$41,977
PLUMBING	0	\$0	9	\$17,146
MISC	3	\$14,300	24	\$88,725
COMMERCIAL				
NEW CONSTRUCTION	1	\$1,000,000	5	\$3,535,704
ADDITIONS/ALTERATIONS	5	\$2,439,213	25	\$6,370,207
MISC (ELEC, PLBG, HTG)	3	\$54,055	9	\$92,700
TOTAL:	58	\$7,235,207	251	\$21,185,600
BUILDING PERMIT FEE REVENUE	58	\$43,147	251	\$145,055

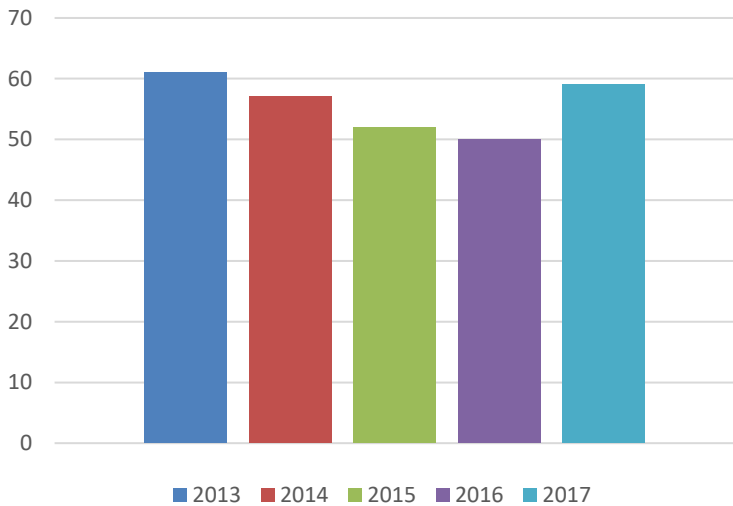
RESIDENTIAL VACANT LOTS	
DATE	# OF VACANT LOTS
APRIL 2018	131



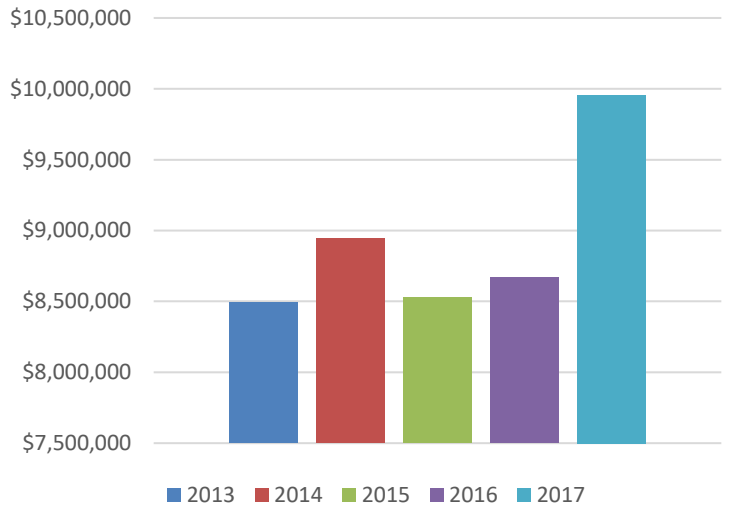
BUILDING INSPECTIONS DASHBOARD

RESIDENTIAL 5 YEAR HISTORY

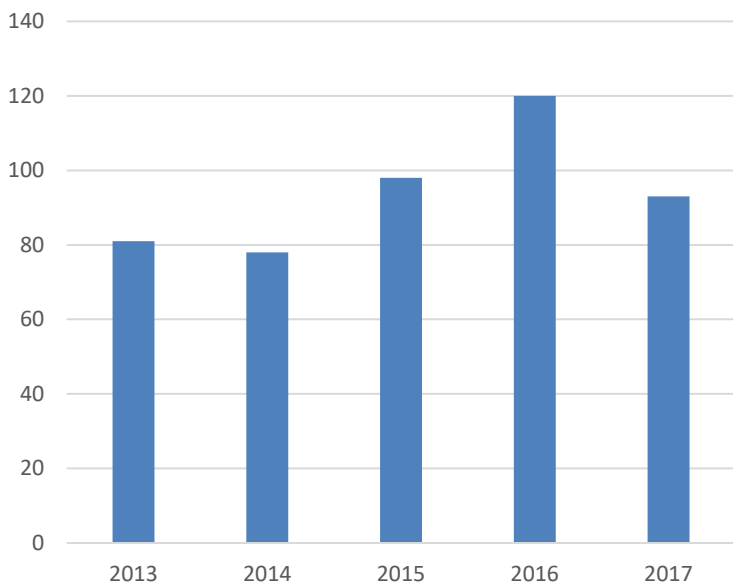
of Single Family New Construction Permits



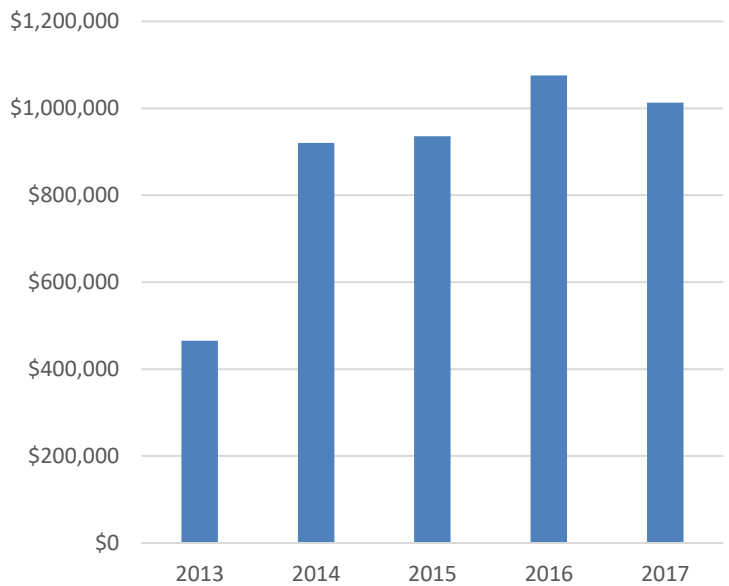
Single Family New Construction Value



of Residential Additions & Alterations Permits



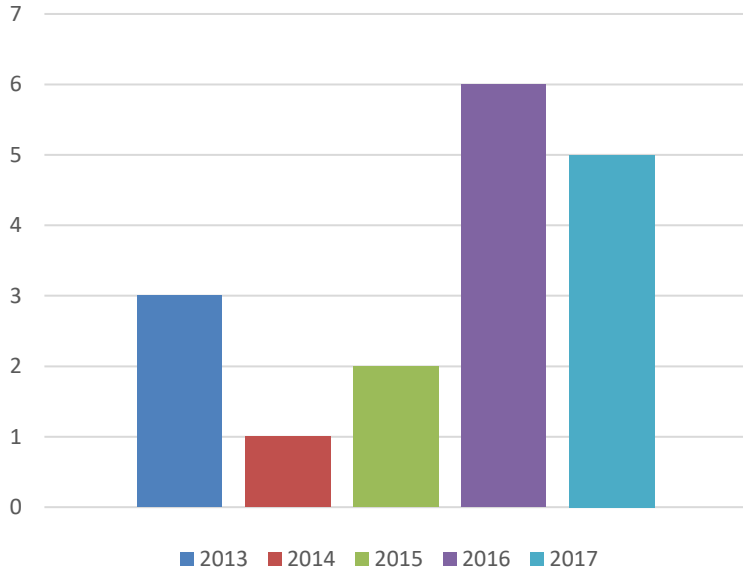
Residential Additions & Alterations Construction Value



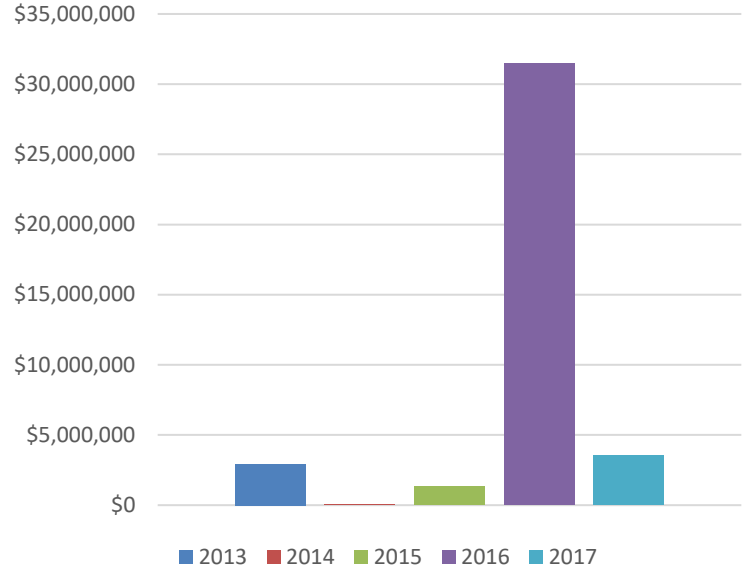
BUILDING INSPECTIONS DASHBOARD

COMMERCIAL 5 YEAR HISTORY

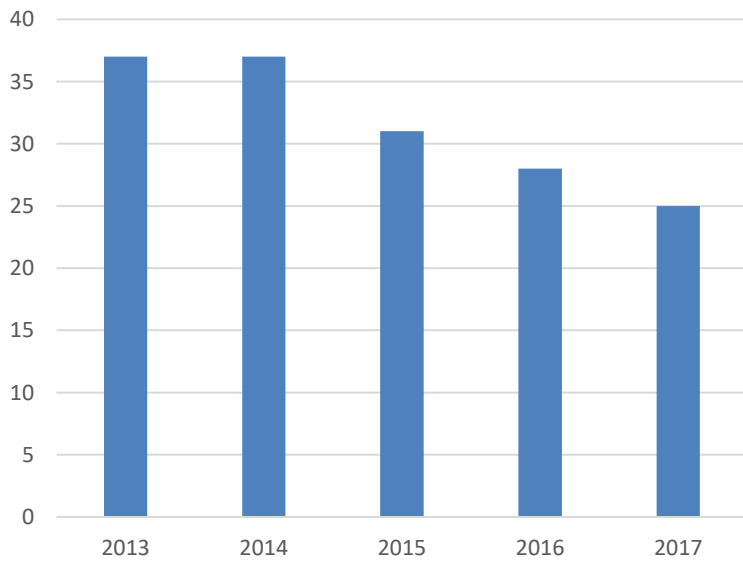
of Commercial/Industrial New Construction Permits*



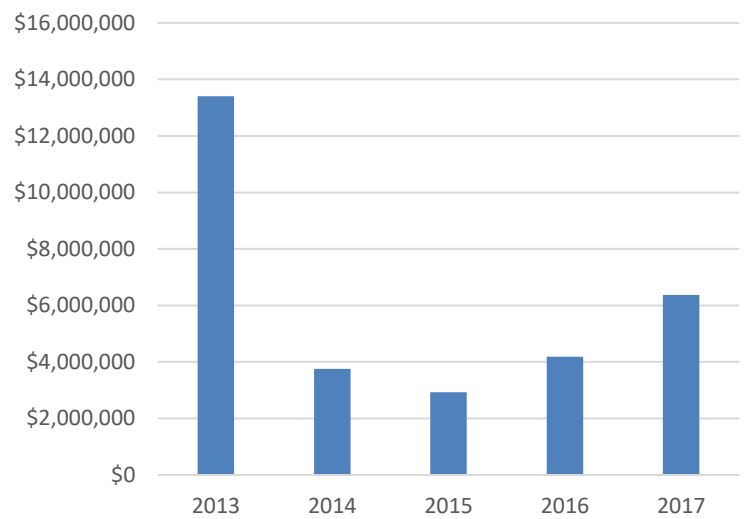
Commercial/Industrial New Construction Value*



of Commercial/Industrial Additions & Alterations Permits



Commercial/Industrial Additions & Alterations Construction Value



*Tax Exempt properties included in New Construction totals above:

2016 - 1 permit Value \$3,751,200

2017 - 3 permits Value \$3,033,800