

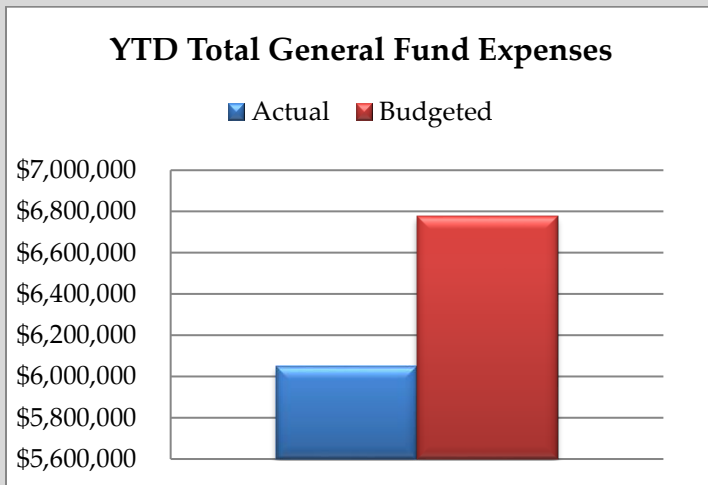
River Falls Finance & Customer Service Dashboard

For August 2017

FINANCE

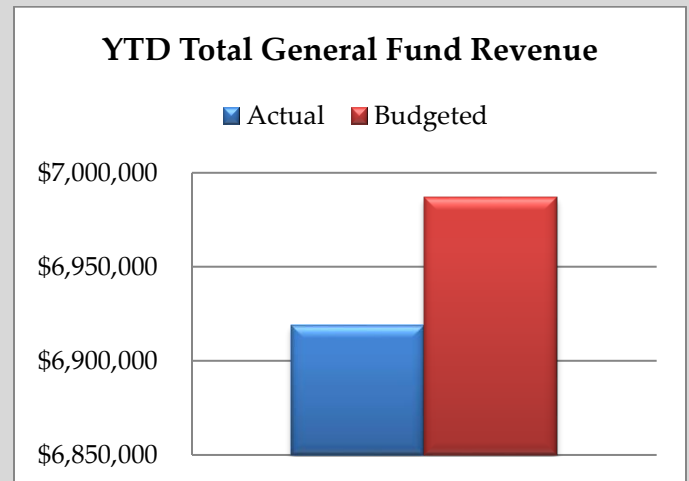
YTD Expenses

The actual, year-to-date total expenses of the General Fund compared to the budgeted year-to-date expenses.




YTD Revenue

The actual, year-to-date total revenue of the General Fund compared to the budgeted year-to-date revenue.



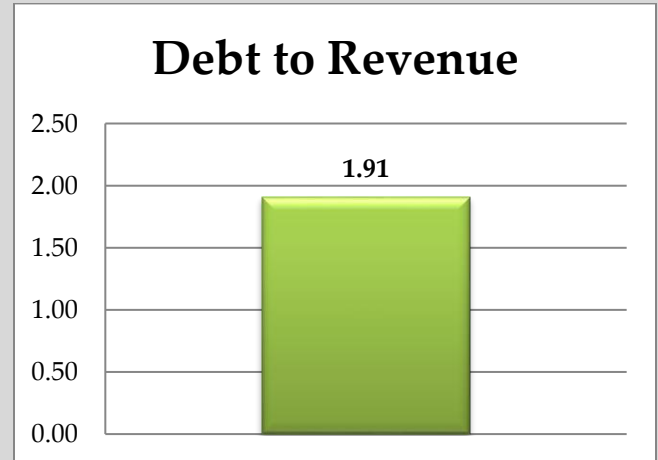
Debt to Full Value

The graph shows the ratio of general obligation debt to the City's total market value.



Debt to Revenue

The graph shows the ratio of general obligation debt to General Fund revenue.



For more information please contact: Sue Langer

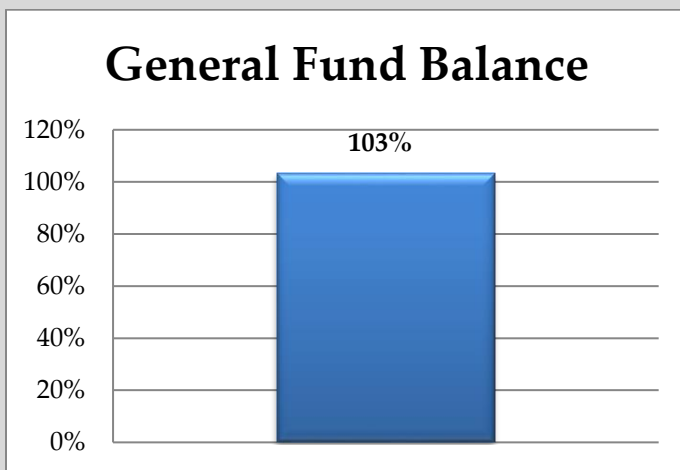
(715) 426-3449 or slanger@rfcity.org

River Falls Finance & Customer Service Dashboard

GENERAL FUND

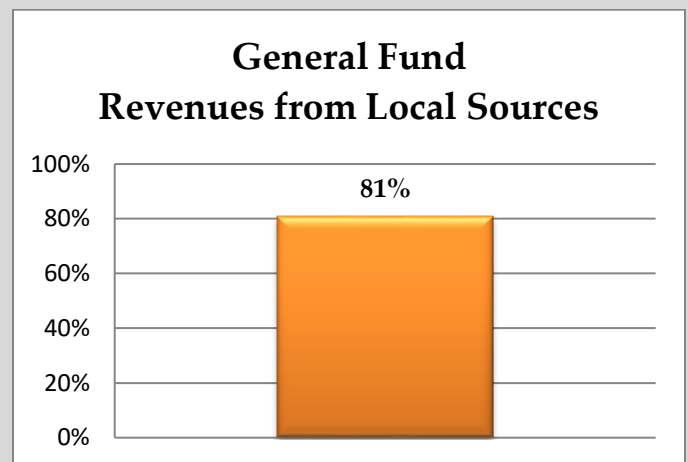
General Fund Balance

The graph shows the General Fund balance as a percentage of the total annual budget.



Revenues from Local Sources

The graph shows General Fund revenues excluding Federal and state grants and aids.



City of River Falls General Obligation Bond Rating

Bond Rating	
Rating	Aa2
Affirmed	2016



For more information please contact: Sue Langer

(715) 426-3449 or slanger@rfcity.org

River Falls Finance & Customer Service Dashboard

CUSTOMER SERVICE

YTD Auto Pay Utility Accounts

The total number of utility customers using the City's auto pay feature.

Number of Auto-Pay Accounts	
<u>Accounts</u>	<u>Target</u>
1460	2000

YTD Number of E-Billing Accounts

The total number of utility customers that receive an electronic bill.

Number of E-Billing Accounts	
<u>Accounts</u>	<u>Target</u>
348	500



For more information please contact: Sue Langer

(715) 426-3449 or slanger@rfcity.org