

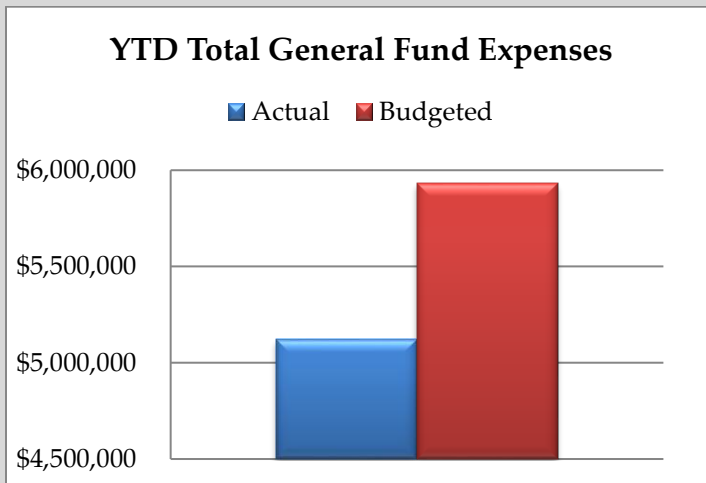
# River Falls Finance & Customer Service Dashboard

For July 2017

## FINANCE

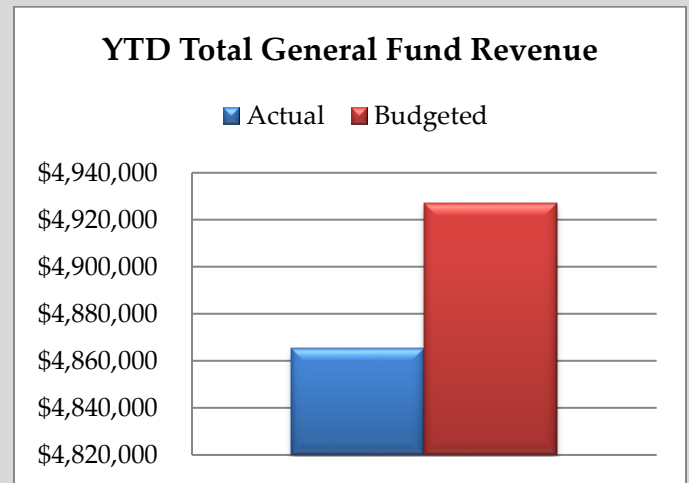
### YTD Expenses

The actual, year-to-date total expenses of the General Fund compared to the budgeted year-to-date expenses.



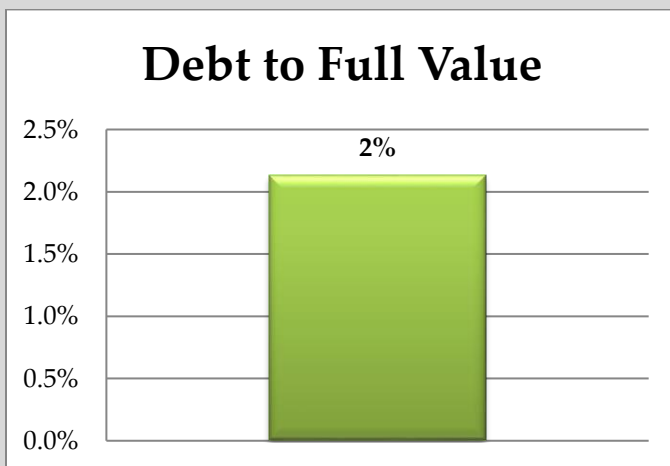
### YTD Revenue

The actual, year-to-date total revenue of the General Fund compared to the budgeted year-to-date revenue.



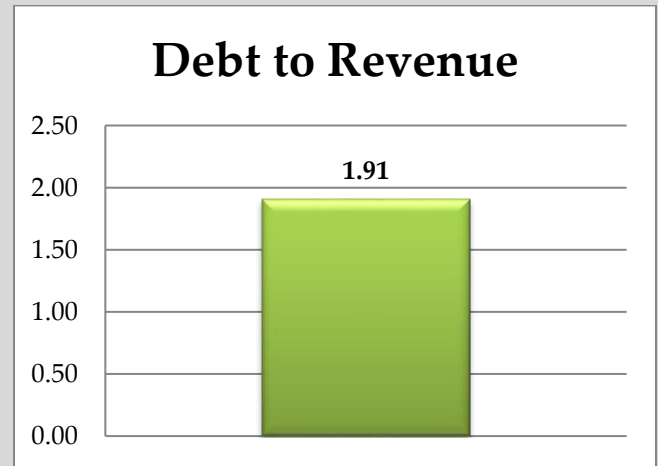
### Debt to Full Value

The graph shows the ratio of general obligation debt to the City's total market value.



### Debt to Revenue

The graph shows the ratio of general obligation debt to General Fund revenue.



For more information please contact: Sue Langer

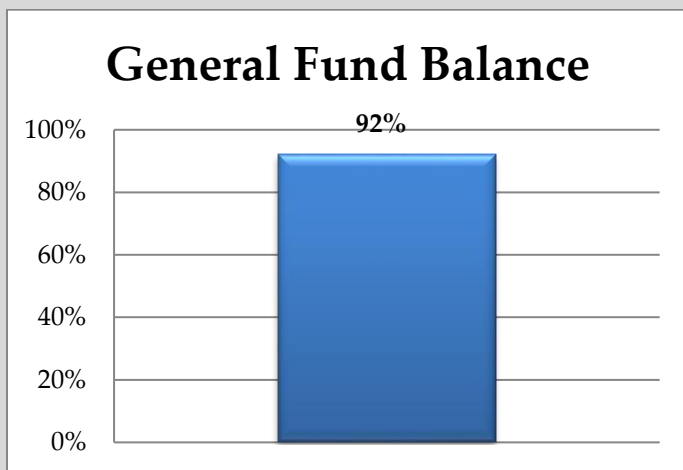
(715) 426-3449 or [slanger@rfcity.org](mailto:slanger@rfcity.org)

# River Falls Finance & Customer Service Dashboard

## GENERAL FUND

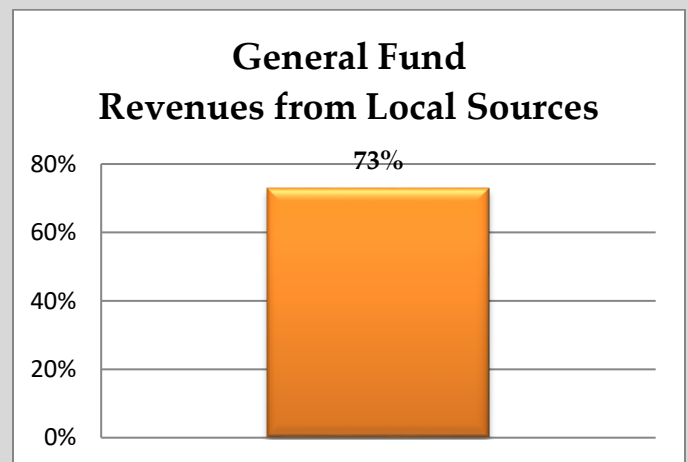
### General Fund Balance

The graph shows the General Fund balance as a percentage of the total annual budget.




### Revenues from Local Sources

The graph shows General Fund revenues excluding Federal and state grants and aids.



## City of River Falls General Obligation Bond Rating

Bond Rating	
Rating	Aa2
Affirmed	2016



For more information please contact: Sue Langer

(715) 426-3449 or [slanger@rfcity.org](mailto:slanger@rfcity.org)

# River Falls Finance & Customer Service Dashboard

## CUSTOMER SERVICE

### YTD Auto Pay Utility Accounts

The total number of utility customers using the City's auto pay feature.

Number of Auto-Pay Accounts	
<u>Accounts</u>	<u>Target</u>
1453	2000

### YTD Number of E-Billing Accounts

The total number of utility customers that receive an electronic bill.

Number of E-Billing Accounts	
<u>Accounts</u>	<u>Target</u>
341	500



For more information please contact: Sue Langer

(715) 426-3449 or [slanger@rfcity.org](mailto:slanger@rfcity.org)