

# River Falls Building Activity Dashboard

## September 2016

### Construction Permits: Commercial and 1-2 Family Residential Units

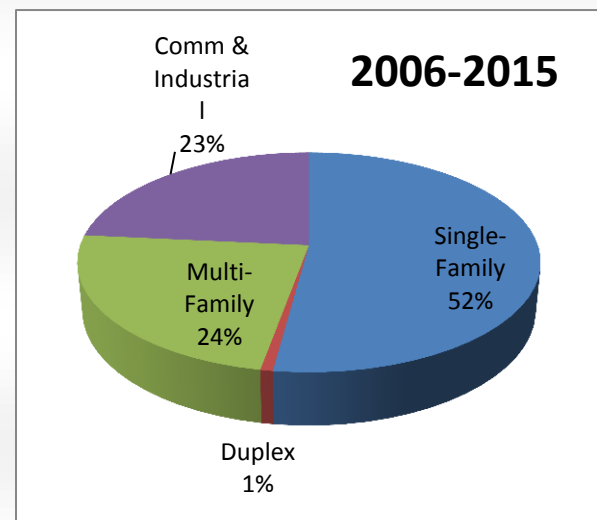
<i>Building Activity Type</i>	<i>Sept 2016 Total # of Permits</i>	<i>Sept2016 Monthly Permit Values</i>	<i>2016 YTD Total # of Permits</i>	<i>2016 YTD Permit Value</i>	<i>5-yr. Annual Average</i>
Single Family	1	\$ 125,000	46	\$7,946,888	\$6,396,120
Duplex	1	\$ 160,000	1	\$ 160,000	\$ 94,640
Multi-family	0	\$ 0	0	\$ 0	\$1,255,600
1-2 Family Additions/Alt's	9	\$ 68,100	97	\$ 867,668	\$ 696,906
<b>TOTAL</b>	<b>11</b>	<b>\$ 353,100</b>	<b>144</b>	<b>\$ 8,974,556</b>	

### Comm.-Ind. Construction Permits: Non-Residential

<i>Building Activity Type</i>	<i>Sept 2016 Total # of Permits</i>	<i>Sept 2016 Monthly Permit Value</i>	<i>2016 YTD Total # of Permits</i>	<i>2016 YTD Permit Value</i>	<i>5-yr. Annual Average</i>
New Commercial/Industrial	2	\$20,200,000	5	\$29,016,207	\$1,252,561
Comm. Additions/Alt's	2	\$ 5,500	22	\$3,049,418	\$5,529,809
<b>TOTAL</b>	<b>4</b>	<b>\$20,205,500</b>	<b>27</b>	<b>\$32,065,625</b>	

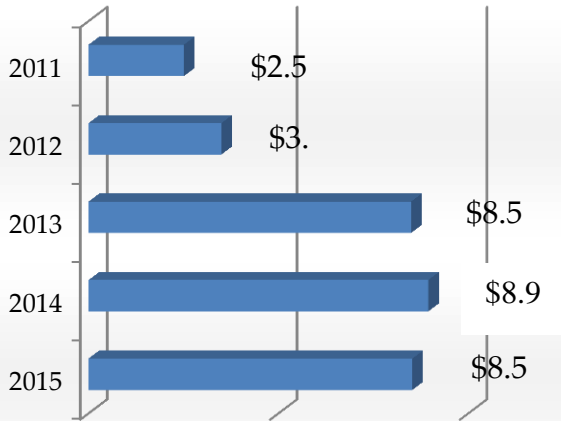
### New Const. Overview 2006 – 2015

<i>New Construction Type</i>	<i>Number of Permits</i>	<i>Permit Value</i>
Single Family	454	\$ 68,638,830
Duplex	6	\$ 986,200
Multi-family	32	\$ 31,082,159
Comm/Industrial	27	\$ 30,927,803
<b>TOTAL</b>	<b>519</b>	<b>\$ 131,634,992</b>



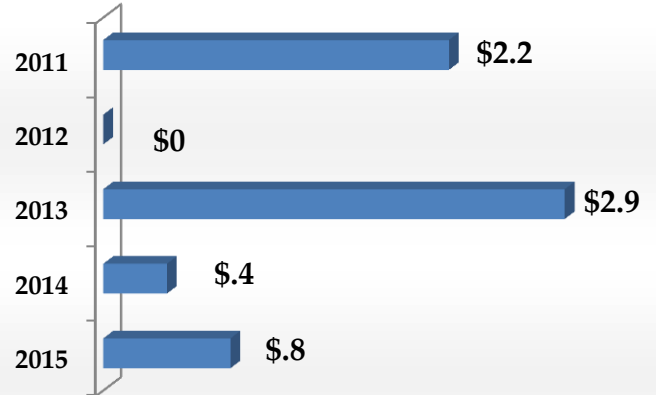
# River Falls Building Activity Dashboard

Value of New Single-Family Residential Permits  
(In millions of \$)



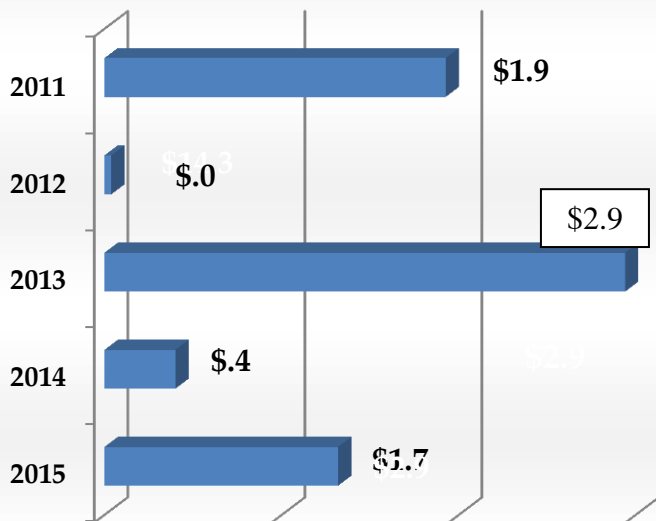
5-yr Annual Average \$6,396,120

Value of New Multi-family Residential Permits  
(In millions of \$)



5-yr Annual Average \$1,255,600

Value of New Comm.- Indus. Const.  
(In millions of \$)



5-yr Annual Average \$1,396,084

5-Year Annualized Value of Total New Construction Permits

Years	Residential Construction Yearly Avg.	Industrial Construction Yearly Avg.
2006 – 2010	\$12,395,077	\$4,933,000
2007 – 2011	\$ 9,512,044	\$4,768,180
2008 – 2012	\$ 6,981,915	\$3,368,685
2009 – 2013	\$7,566,492	\$1,366,084
2010 – 2014	\$7,966,054	\$1,396,084
2011 - 2015	\$6,396,120	\$1,252,561

For more information please contact: David Hovel – Building Inspector  
(715) 426-3426 or [dbhovel@rfcity.org](mailto:dbhovel@rfcity.org)

