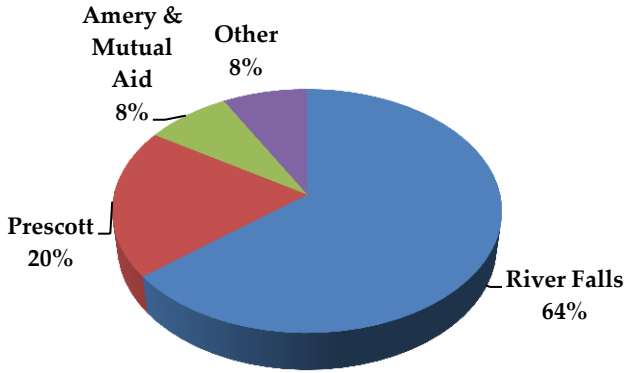


River Falls Ambulance Dashboard

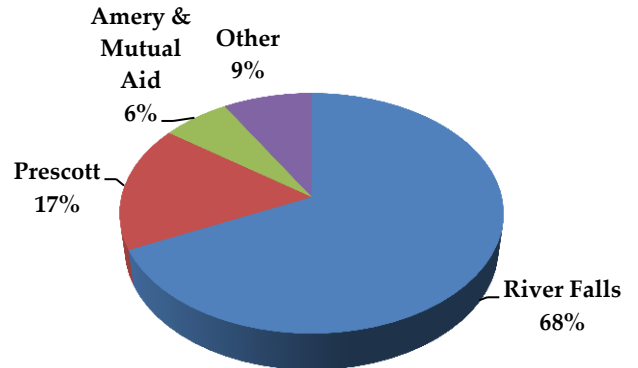
For April 2016

Calls by Service Area

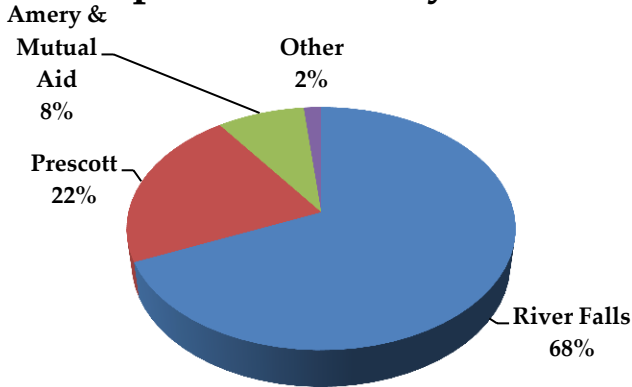
Apr. 2016 Calls by Area



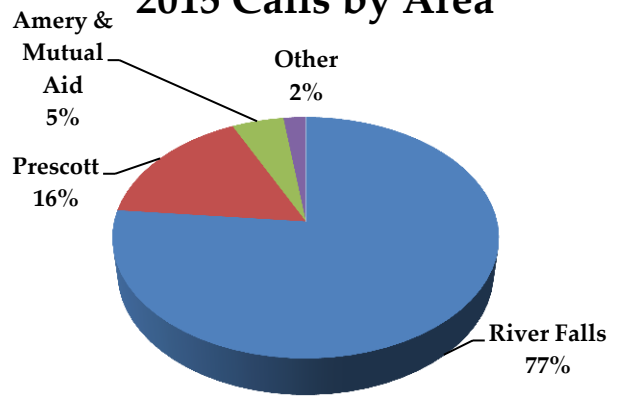
2016 YTD Calls by Area



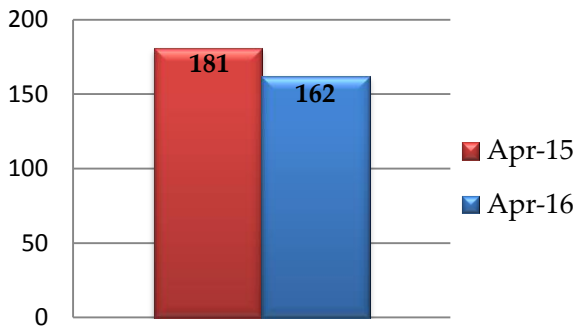
Apr. 2015 Calls by Area



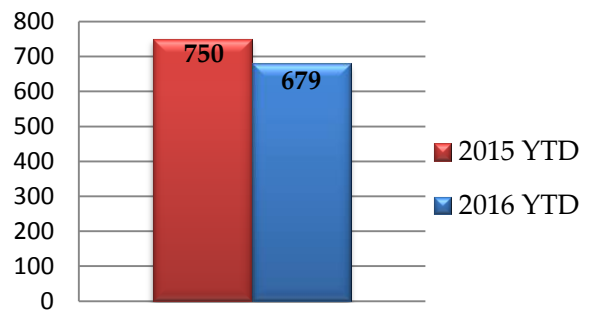
2015 Calls by Area



**Apr. 2015 vs. Apr. 2016
Call Volume**



**Apr. 2015 YTD vs. Apr. 2016
YTD
Call Volume**



River Falls Ambulance Dashboard

Fiscal Management

Three financial benchmarks are used to measure the fiscal management of the Ambulance Service.

Fiscal Measure	Actual	Target
YTD Net Position	\$ 613,287	Maintain positive cash flow
YTD Revenue per Call	\$ 1,433	
Revenue	67.45%	Greater than 33%
Expenses	24.92%	Less than 33%



For more information please contact: Jeff Rixmann
(715) 425-0370 or jrixmann@rfcity.org