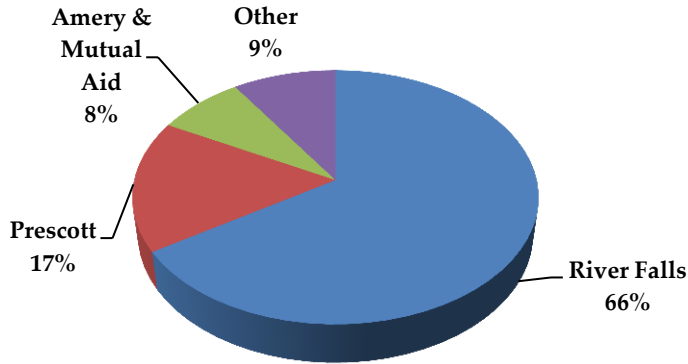


# River Falls Ambulance Dashboard

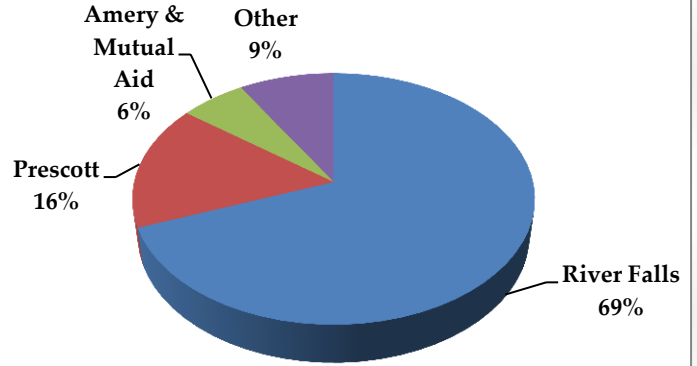
For March 2016

## Calls by Service Area

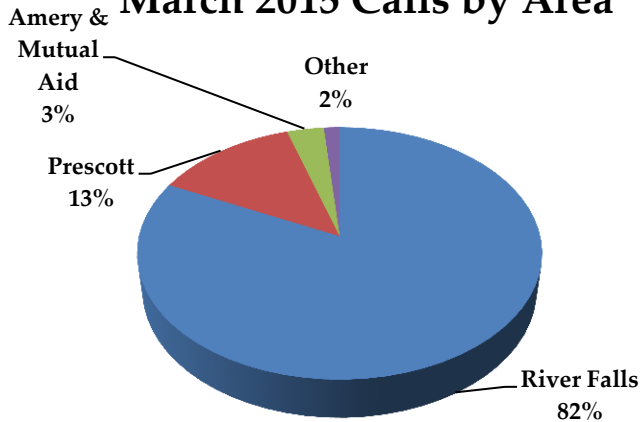
**March 2016 Calls by Area**



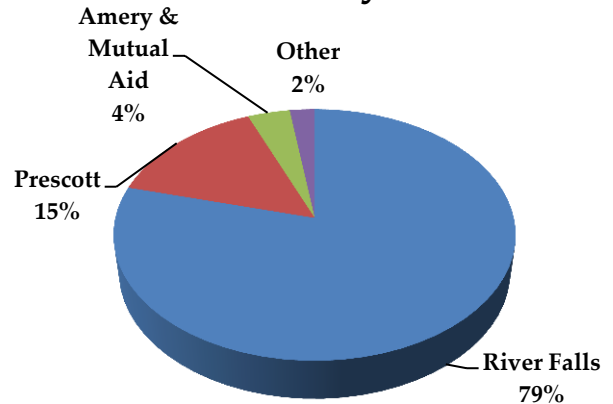
**2016 YTD Calls by Area**



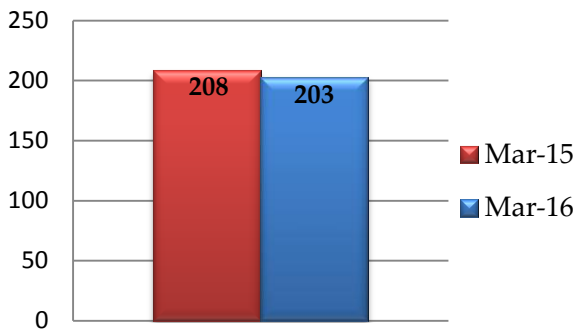
**March 2015 Calls by Area**



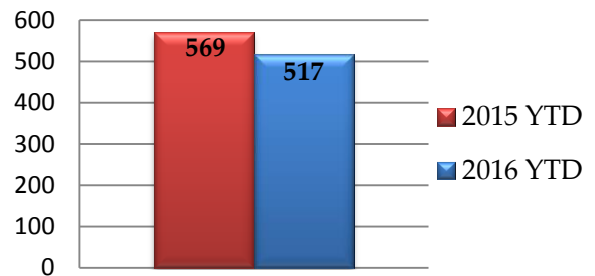
**2015 Calls by Area**



**Mar. 2015 vs. Mar. 2016  
Call Volume**



**Mar. 2015 YTD vs. Mar. 2016  
YTD  
Call Volume**



# River Falls Ambulance Dashboard

## Fiscal Management

Three financial benchmarks are used to measure the fiscal management of the Ambulance Service.

Fiscal Measure	Actual	Target
YTD Net Position	\$ 576,744	Maintain positive cash flow
YTD Revenue per Call	\$ 1,612	
Revenue	57.79%	Greater than 25%
Expenses	17.80%	Less than 25%



For more information please contact: Jeff Rixmann  
(715) 425-0370 or [jrixmann@rfcity.org](mailto:jrixmann@rfcity.org)