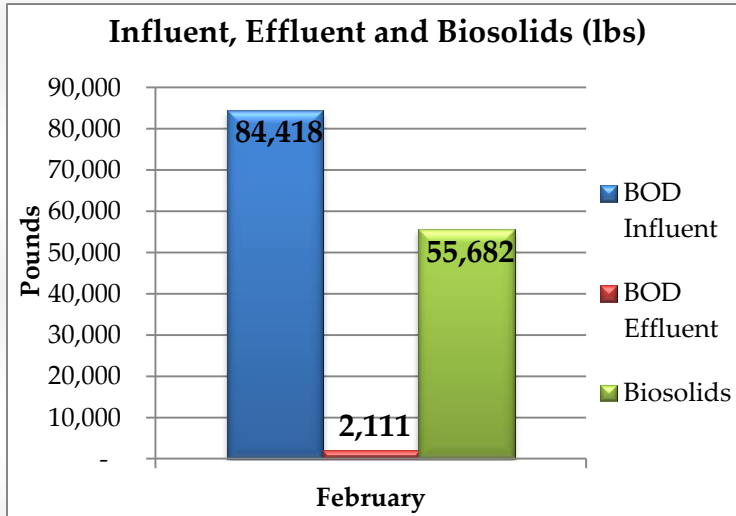


River Falls Municipal Utilities Waste Water Treatment Plant

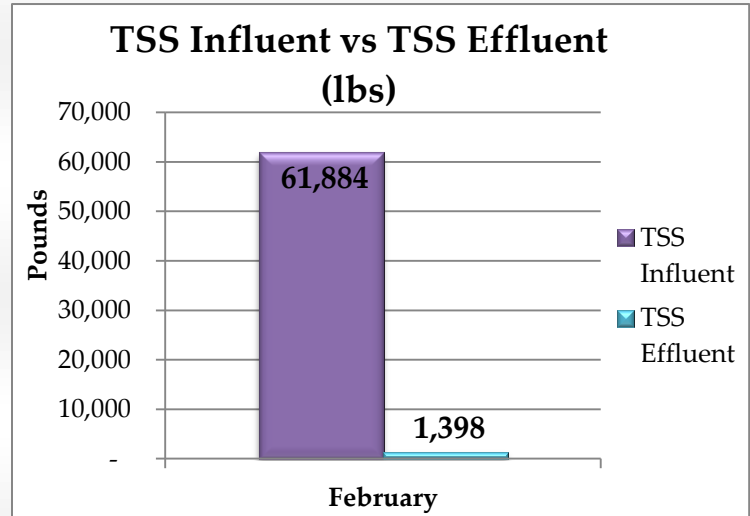
For February 2016

Influent, Effluent and Biosolids (lbs.)



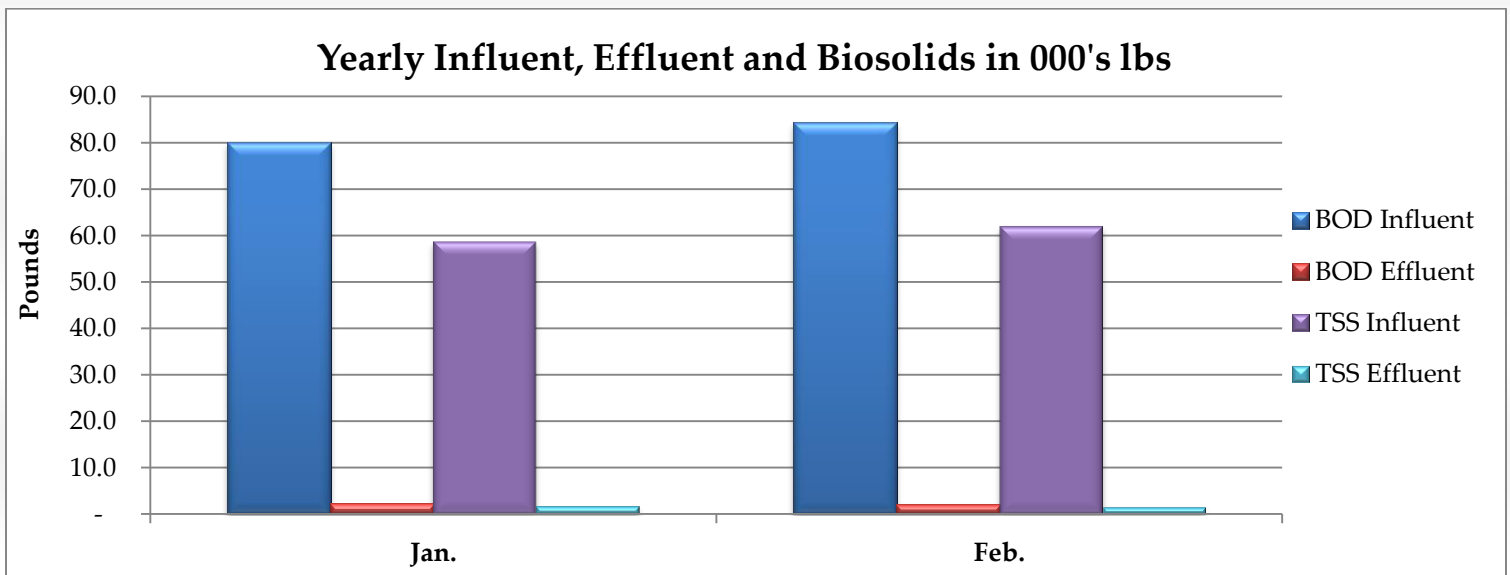
The Biochemical Oxygen Demand (BOD) Influent and BOD Effluent pounds represent pounds of oxygen needed for treatment.

TSS Influent vs TSS Effluent (lbs)



The TSS Influent and TSS Effluent represent the pounds of Total Suspended Solids entering the Waste Water Treatment Plant versus going out into the Kinnickinnic River.

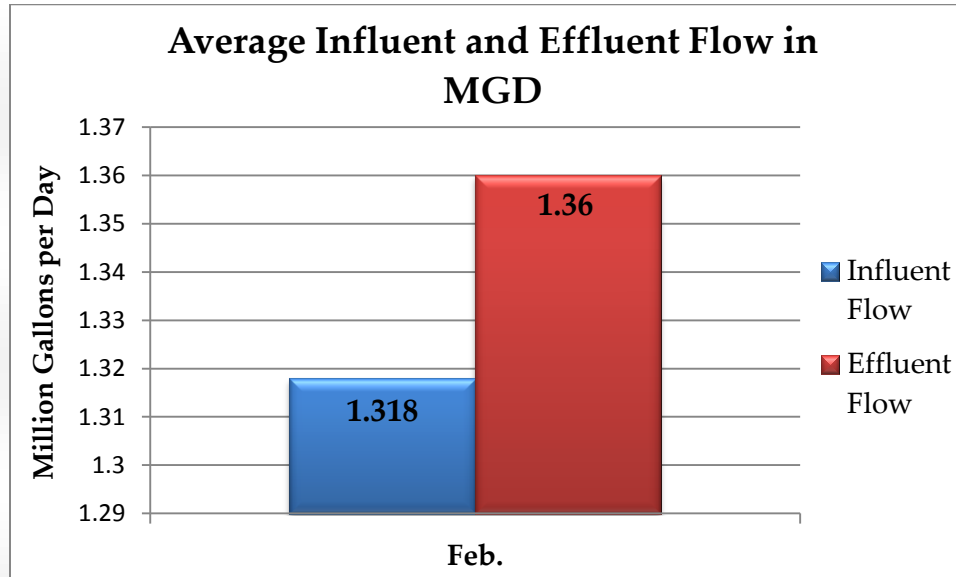
Yearly BOD and TSS Influent and Effluent (in 000's lbs.)



This graph represents the average monthly pounds of both BOD and TSS coming into the plant and being discharged at the plant's outfall into the Kinnickinnic River for the year 2016.

River Falls Municipal Utilities Waste Water Treatment Plant

Average Influent and Effluent Flow in MGD



This graph represents the average daily flow into the treatment plant as well as the average daily flow discharged into the Kinnickinnic River. The design flow for the Treatment plant is 1.8 million gallons per day (MGD).

WWTP Facts

Vocabulary:

BOD: Biochemical Oxygen Demand represents pounds of oxygen needed for treatment.

EFFLUENT: Water and waste flowing out of the Waste Water Treatment Plant.

INFILTRATION: to pass into or through (a substance) by filtering or permeating. Infiltration numbers are self-induced and not leak related.

INFLUENT: Water and waste flowing into the Waste Water Treatment Plant.

TSS: Total Suspended Solids are solid materials, including organic and inorganic, that are suspended in the water and have to be removed.

Did You Know....

- Excess bacteria removed from the Treatment Plant is called Bio-Solids which can be land spread or treated more to become a fertilizer or soil conditioner.



For more information please contact: Bill Swenson
(715) 426-3531 or wswenson@rfcity.org