

# River Falls Building Activity Dashboard

## Through July 31, 2015

### Construction Permits: Commercial and 1-2 Family Residential Units

Building Activity Type	July 2015 Total # of Permits	July 2015 Monthly Permit Values	2015 YTD Total # of Permits	2015 YTD Permit Value	5-yr. Annual Average
Single Family	4	\$670,000	35	\$5,879,000	\$6,126,014
Duplex	0	\$0	0	\$0	\$157,240
Multi-family	1	\$400,000	2	\$800,000	\$1,688,600
1-2 Family Additions/Alt's	15	\$197,250	73	\$776,636	\$653,721
<b>TOTAL</b>	<b>20</b>	<b>\$1,267,250</b>	<b>110</b>	<b>\$7,455,636</b>	<b>\$8,625,575</b>


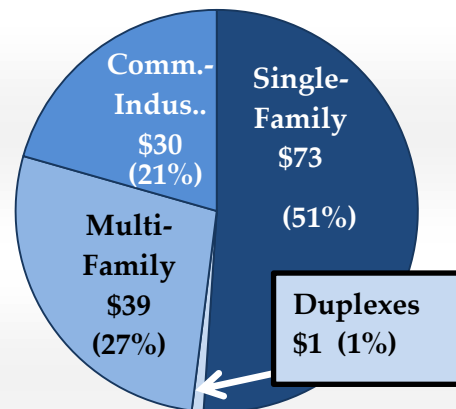
### Comm.-Ind. Construction Permits: Non-Residential

Building Activity Type	July 2015 Total # of Permits	July 2015 Monthly Permit Value	2015 YTD Total # of Permits	2015 YTD Permit Value	5-yr. Annual Average
New Commercial/Industrial	1	\$516,475	1	\$516,475	\$ 1,396,084
Comm. Additions/Alt's	4	\$46,250	23	\$1,189,746	\$ 5,132,810
<b>TOTAL</b>	<b>5</b>	<b>\$562,725</b>	<b>24</b>	<b>\$1,706,221</b>	<b>\$ 6,528,894</b>

### New Const. Overview 2005 – 2014

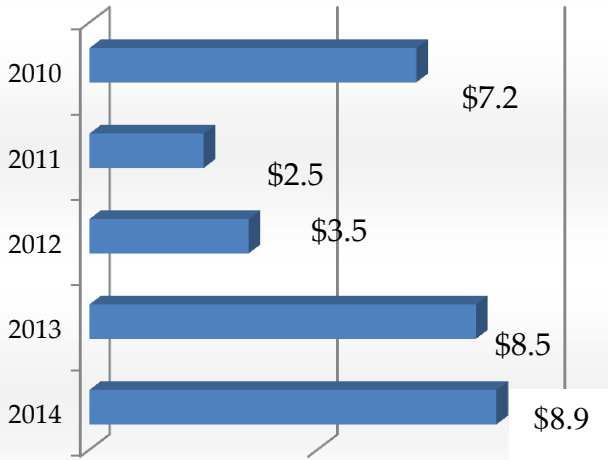
New Construction Type	Number of Permits	Permit Value
Single Family	476	\$ 73,414,494
Duplex	7	\$ 1,351,200
Multi-family	44	\$ 39,413,763
Comm/Industrial	25	\$ 29,610,422
<b>TOTAL</b>	<b>552</b>	<b>\$ 143,789,879</b>

### 2005-2014 Value of New Const. Activity (In millions of \$)



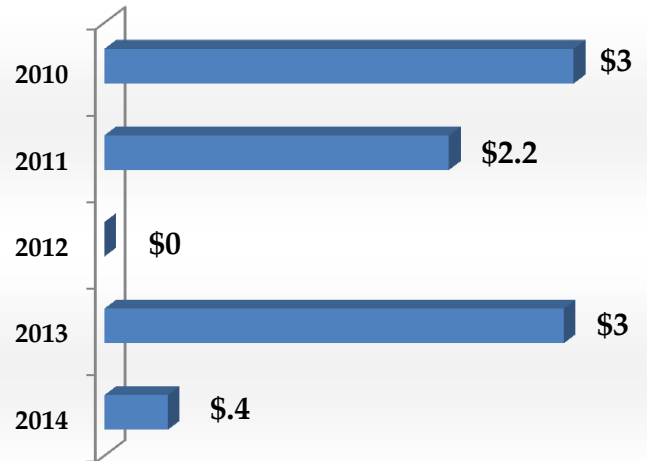
# River Falls Building Activity Dashboard

Value of New Single-Family Residential Permits  
(In millions of \$)



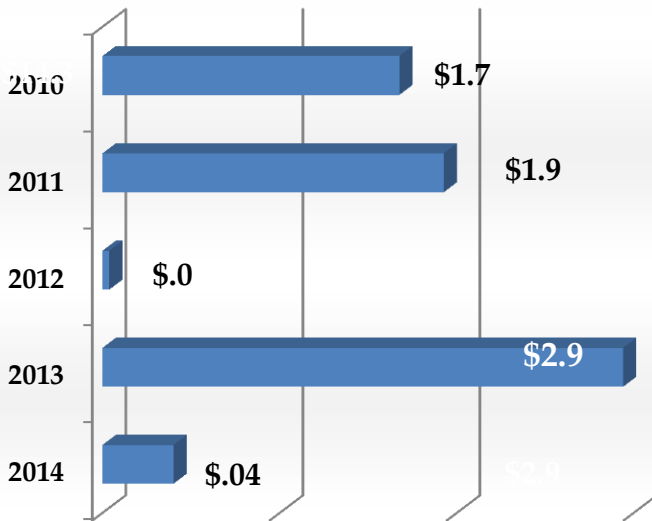
5-yr Annual Average \$6,126,014

Value of New Multi-family Residential Permits  
(In millions of \$)



5-yr Annual Average \$1,688,600

Value of New Comm.- Indus. Const.  
(In millions of \$)



5-yr Annual Average \$1,396,084

## 5-Year Annualized Value of Total New Construction Permits

Years	Residential Construction Yearly Avg.	Industrial Construction Yearly Avg.
2006 – 2010	\$12,395,077	\$4,933,000
2007 – 2011	\$ 9,512,044	\$4,768,180
2008 – 2012	\$ 6,981,915	\$3,368,685
2009 – 2013	\$7,566,492	\$1,366,084
2010 – 2014	\$7,966,054	\$1,396,084

For more information please contact: Dave Hovel – Building Inspector  
(715) 426-3426 or [dhovel@rfcity.org](mailto:dhovel@rfcity.org)