

# BUILDING INSPECTIONS DASHBOARD

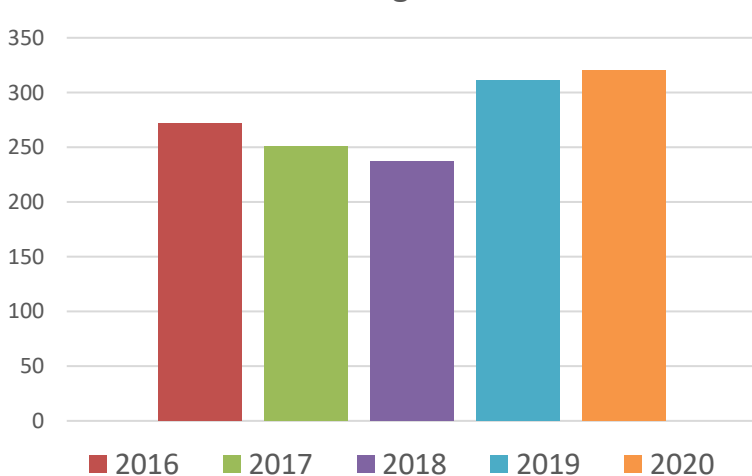
NOVEMBER 2021

BUILDING PERMITS	2021 YTD		2020	
	# of Permits	Value	# of Permits	Value
<b>RESIDENTIAL</b>				
SINGLE FAMILY	45	\$10,897,055	87	\$18,863,123
DUPLEX	26	\$6,729,000		
MULTI-FAMILY	4	\$2,797,384	10	\$22,183,782
ACCESSORY BLDGS	18	\$75,493	9	\$65,020
ADDITIONS/ALT'S	116	\$1,648,517	135	\$1,857,010
HEATING/VENT/A-C	1	\$5,700	1	\$6,000
ELECTRIC	43	\$426,868	18	\$97,690
PLUMBING	10	\$23,000	13	\$29,600
MISC	14	\$87,748	23	\$194,537
RAZE/MOVE	1			
<b>COMMERCIAL</b>				
NEW CONSTRUCTION	1	\$1,700,000		
ADDITIONS/ALTERATIONS	18	\$7,425,320	18	\$6,508,022
MISC (ELEC, PLBG, HTG)	4	\$37,500	6	\$344,500
RAZE/MOVE	6			
<b>TOTAL:</b>	<b>307</b>	<b>\$31,853,585</b>	<b>320</b>	<b>\$50,149,284</b>
BUILDING PERMIT FEE REVENUE	307	\$190,702	320	\$280,956

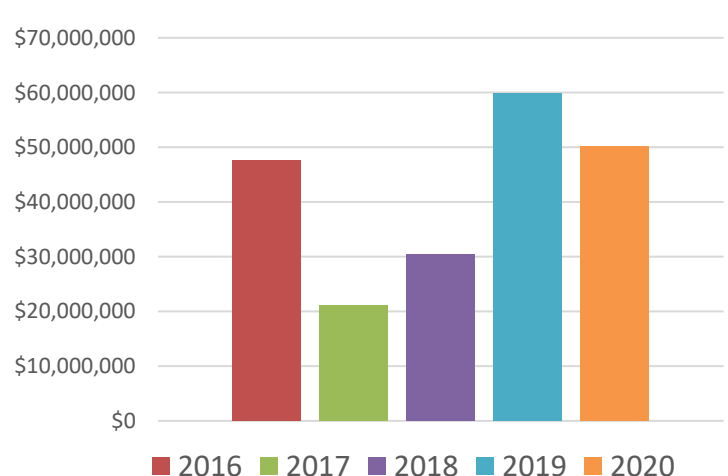
## RESIDENTIAL VACANT LOTS

DATE	# OF VACANT LOTS
NOVEMBER 2021 (35 LOTS ADDED, STERLING PONDS 3 <sup>RD</sup> 5/2021 & 35 LOT, HIGHVIEW MEADOWS 6 <sup>TH</sup> , 10/2021)	125

Total # of Building Permits Issued



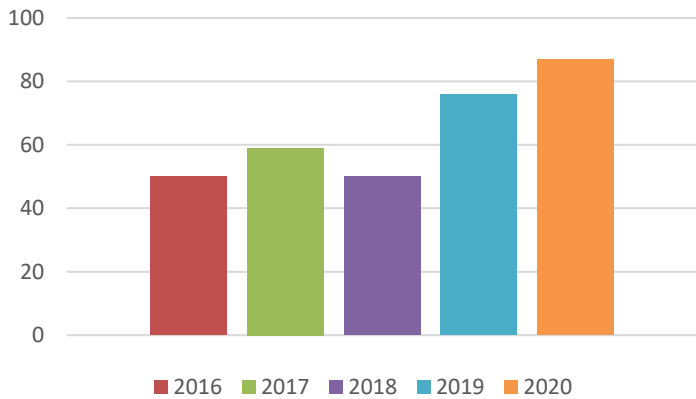
Total Construction Value



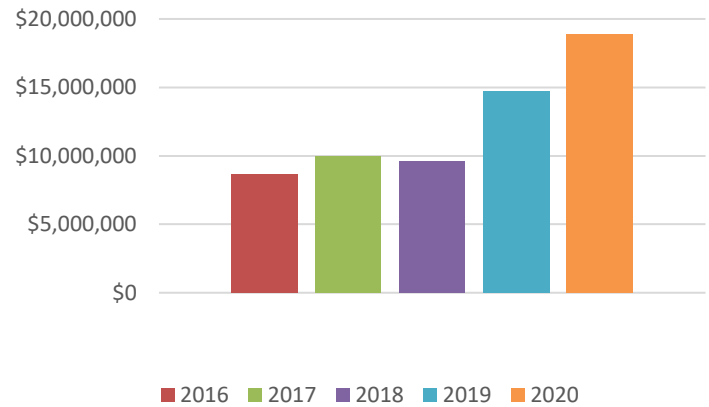
# BUILDING INSPECTIONS DASHBOARD

## RESIDENTIAL 5 YEAR HISTORY

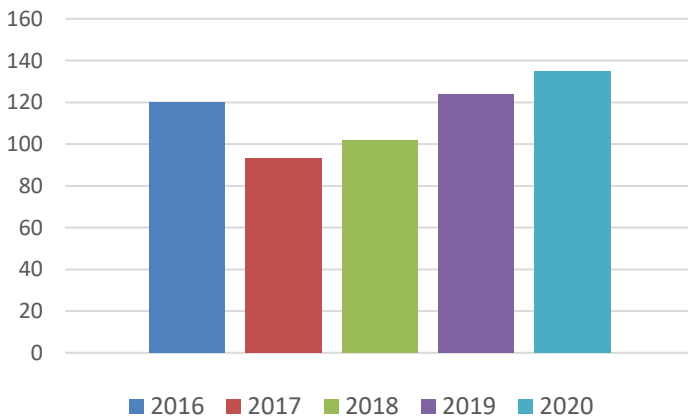
### # of Single Family New Construction Permits Issued



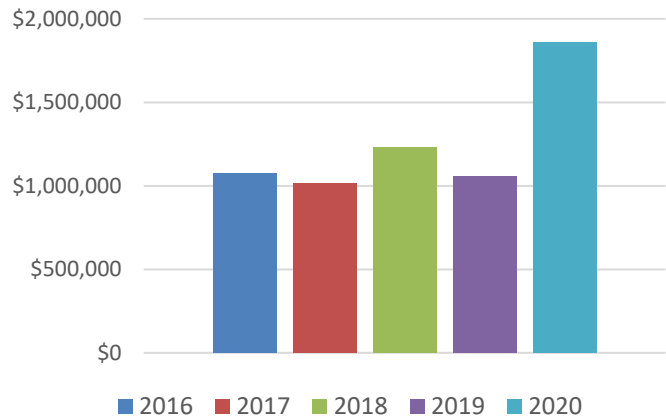
### Single Family New Construction Value



### # of Residential Additions/Alterations Permits Issued



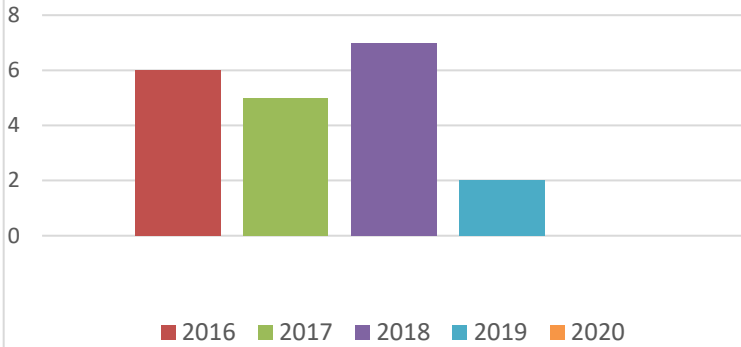
### Residential Additions/Alterations Construction Cost



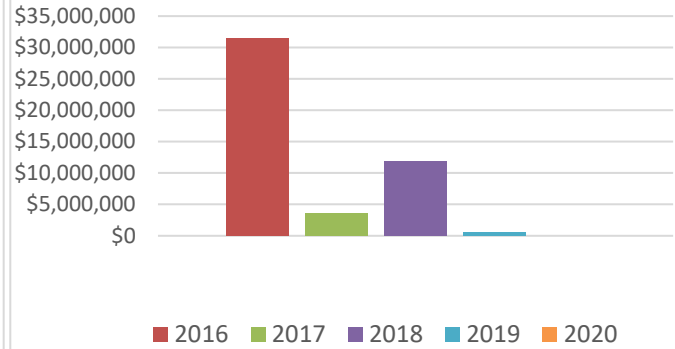
# BUILDING INSPECTIONS DASHBOARD

## COMMERCIAL 5 YEAR HISTORY

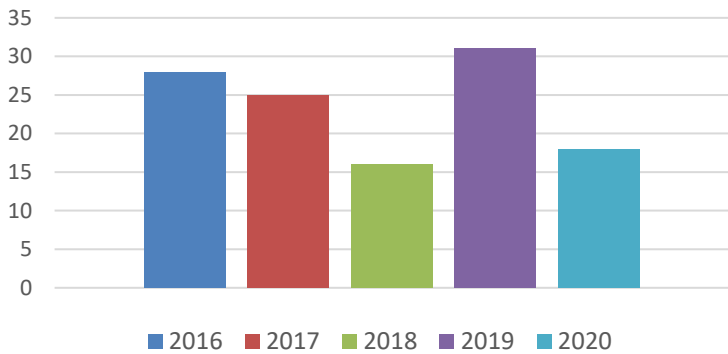
### # of Commercial/Industrial Permits Issued



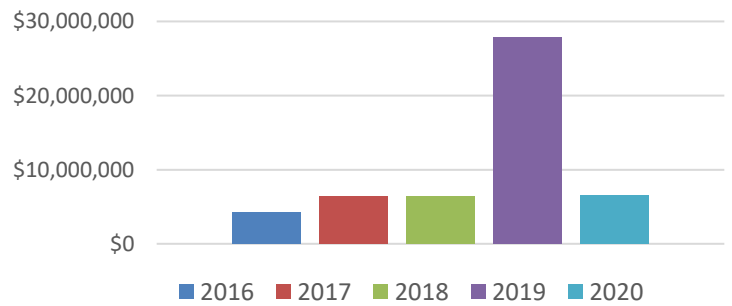
### Commercial/Industrial Construction Value\*



### # of Commercial/Industrial Additions/Alterations Permits



### Commercial/Industrial - Additions/Alterations Construction Costs



\*Tax Exempt properties included in New Construction totals above:

2016 - 1 permit Value \$3,751,200

2017 - 3 permits Value \$3,033,800

2018 - 1 permit Value \$1,639,000