

Annual Report - 2019

January 1, 2019
through December 31,
2019



EMS Coordinator
(Interim): Katy Frey

Medical Director:
Joey Duren

Assistant City
Administrator: Jason
Stroud

City Administrator: Scot
Simpson

Team Members - 2019

Full-Time Critical Care Paramedics

- Claypool, Deanne
- Gill, Garrett
- Frey, Katy
- Merriam, Derek
- Rixmann, Jeff
- Rodgers, Dave
- Thome, Crystal
- Turner, Andrew

Regular Part-Time EMTs

- Fobbe, Spencer
- Harding, Nicole
- Leonard, Ben
- McLeavey, Lacey
- Nicholson, Eddie
- Ochocki, Nick
- Pettee, Bradley
- Pichla, Mandy
- Rixmann, April

Casual Part-Time Paramedics

- Athorp, Justin
- Foster, Nicole
- Harding, Tyler
- LaPorte, Kat
- Mitchell, Holly

Casual Part-Time EMTs

- Bemis, Arika
- Dzubay, Ella
- Erickson, Mary
- Falkner, Terri
- Faustini, Theresa
- Harding, Tyler
- Hayes, Rachel
- Hensler, Arlette
- Huppert, Logan
- Kubera, Kevin
- Meyers, Lenny
- Olson, Shawn
- Schwartz, Megan
- Wolfe, Jim

Paid-on-Call EMTs

- Eloranta, Gary
- Woodford, Steve



2019 - Year in Review



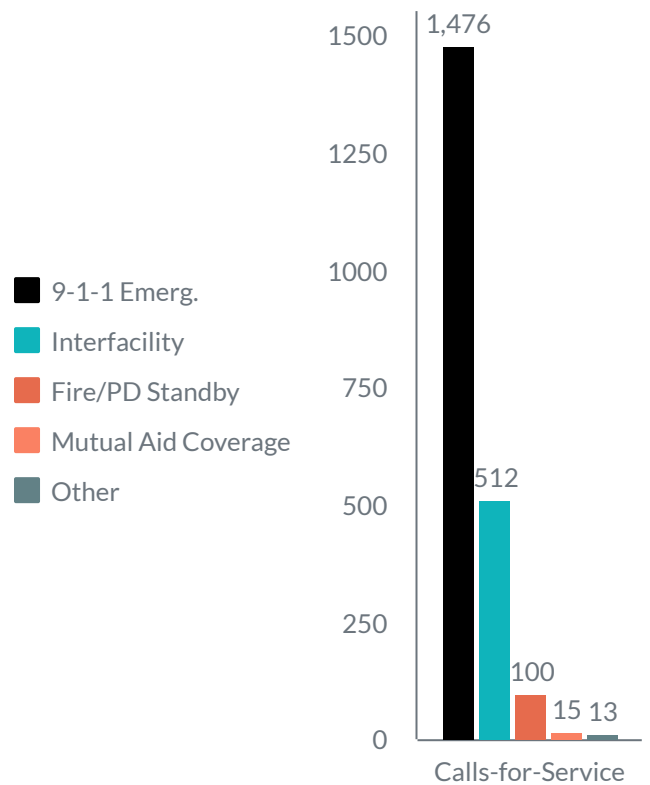
The EMS department continues to proudly serve the City's of River Falls and Prescott, as well as the towns of Kinnickinnic, Clifton, Pleasant Valley, River Falls, Troy and Oak Grove.

The EMS department responds to calls-for-service from the EMS facility in River Falls or the EMS facility in Prescott. An EMS call-for-service is typically handled by an Emergency Medical Technician and Paramedic paired together on an ambulance.

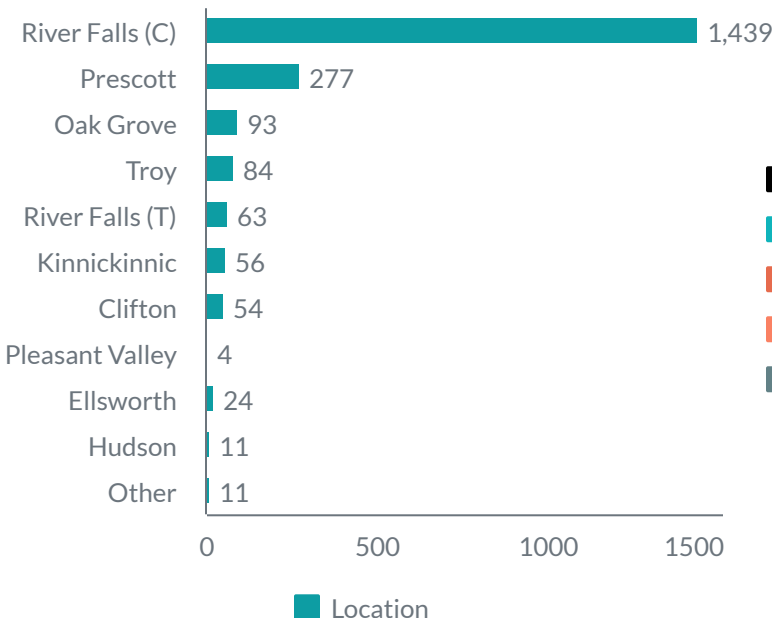
The majority of calls-for-service are received via 9-1-1; although, there are some requests for interfacility transfers that are received by staff directly from a facility.

RFEMS provided 1,551 transports to hospitals in 2019, this is 27 more than in 2018. However, 68 fewer interfacility transfers were completed in 2019 (512 total) when compared to 2018.

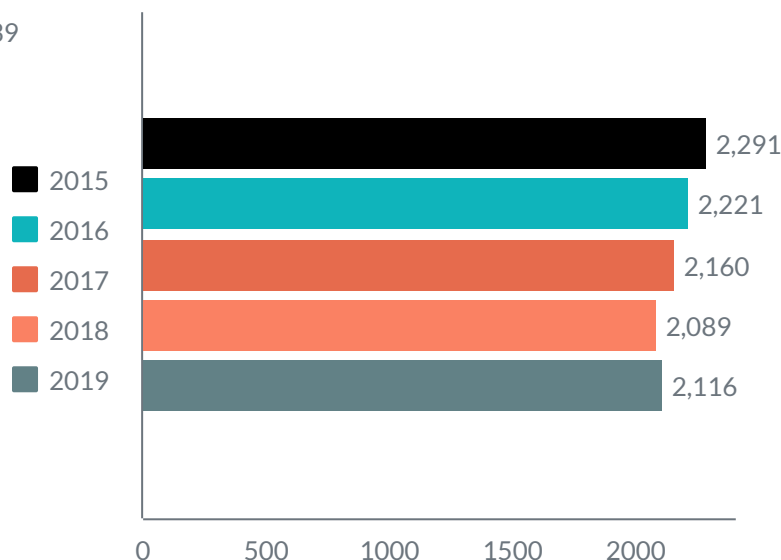
2,116 Calls-for-Service in 2019.



Call Locations



Total Calls

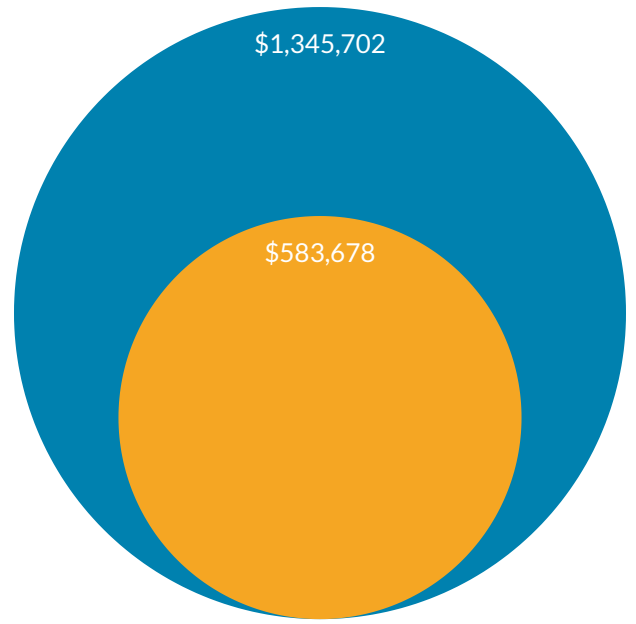




Expenses associated with wages, fringe and benefits account for the majority of expenses. In 2019 the EMS department had one full-time EMS Director, nine full-time paramedic positions and multiple part-time personnel.

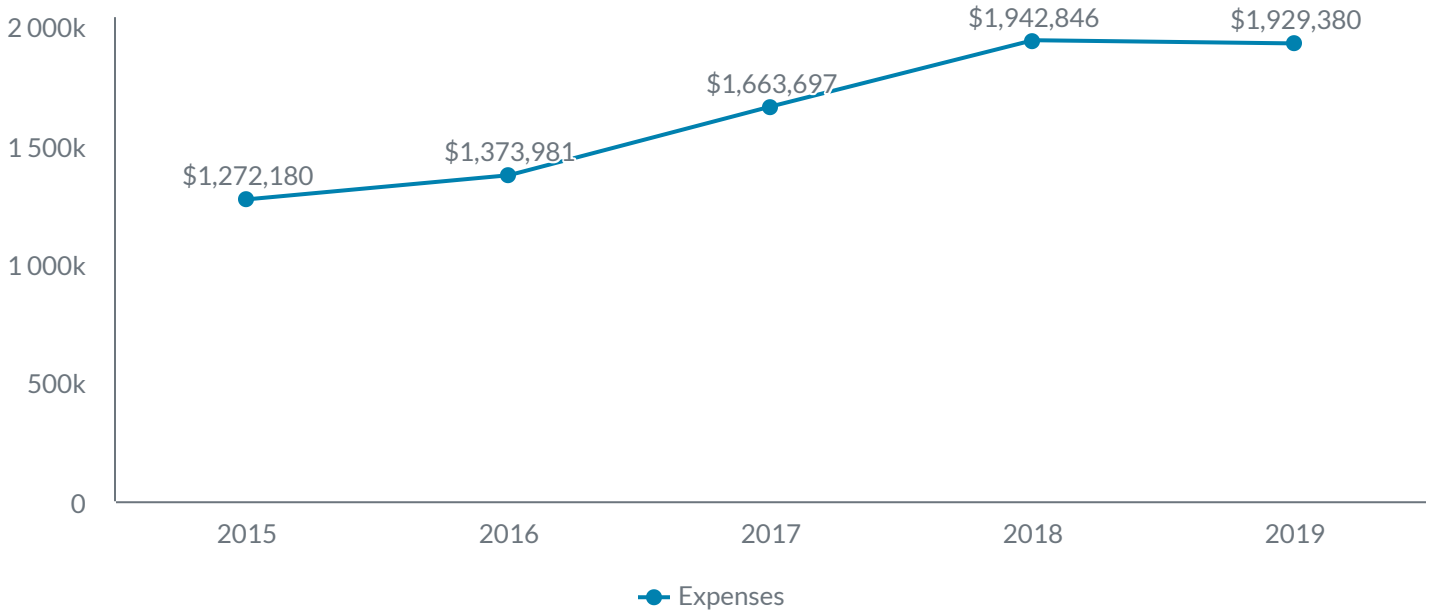
Staffing is utilized to primarily staff two ambulances 24/7, one of which is in River Falls and the second of which is in Prescott. A third "peak-activity-unit" is also placed in service from 9am until 9pm in River Falls when staffing allows.

Expenses - \$1,929,380



● Personnel Costs (69.75%) ● Operating Expenses (30.25%)

Yearly Expenses



of Ambulances

5



Miles Travelled

60,000

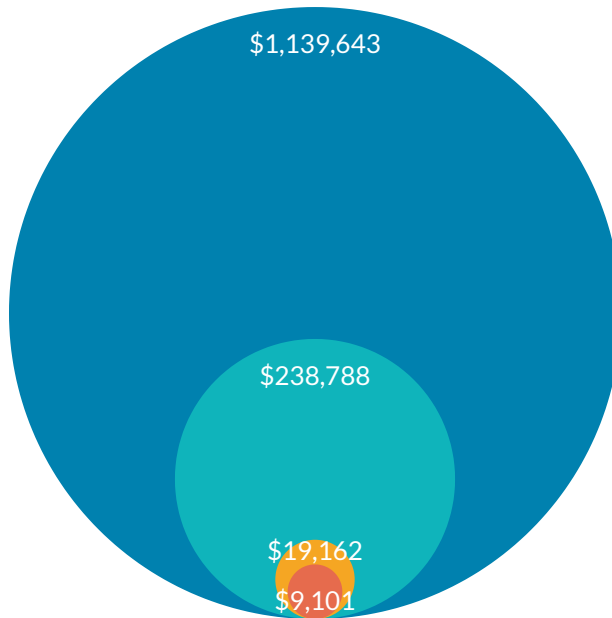


FTE's

19.86

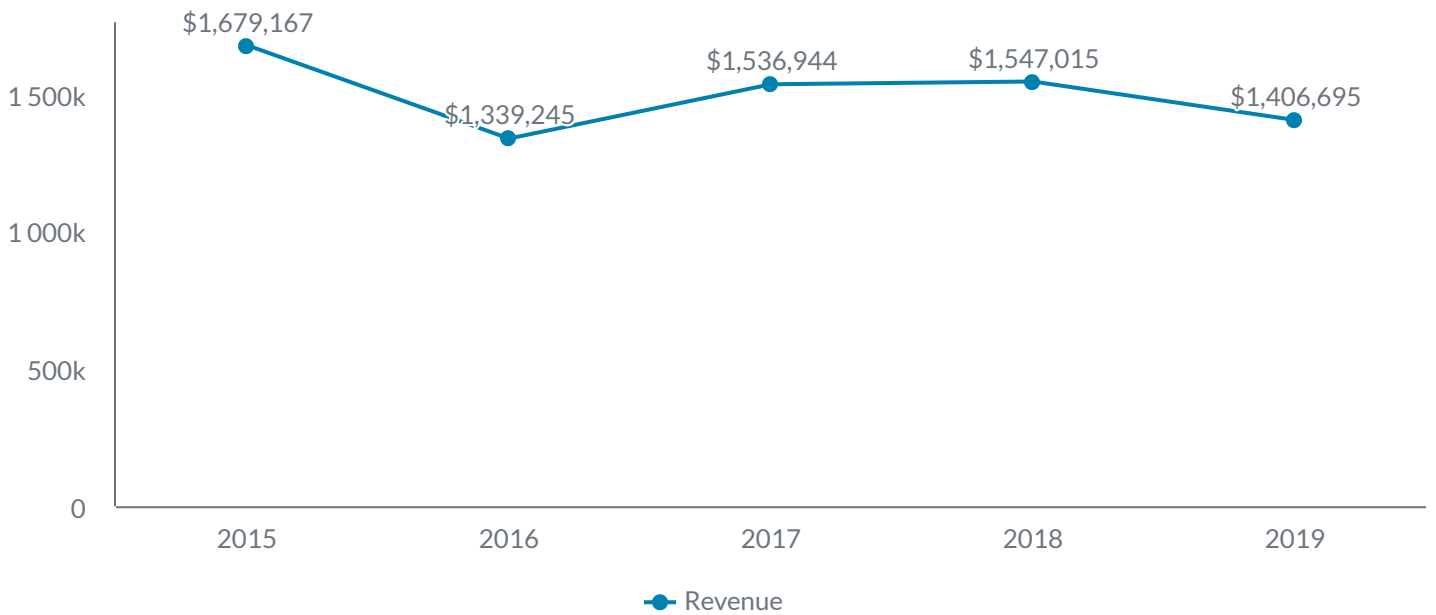


Revenue - \$1,406,695



● Ambulance Charges (81.02%) ● Municipal Charges (16.98%) ● State Grants (0.65%) ● Misc. Revenue (1.36%)

Yearly Revenue



Payer Mix



Medicare/Medicaid
63%



Private Insurance
28%

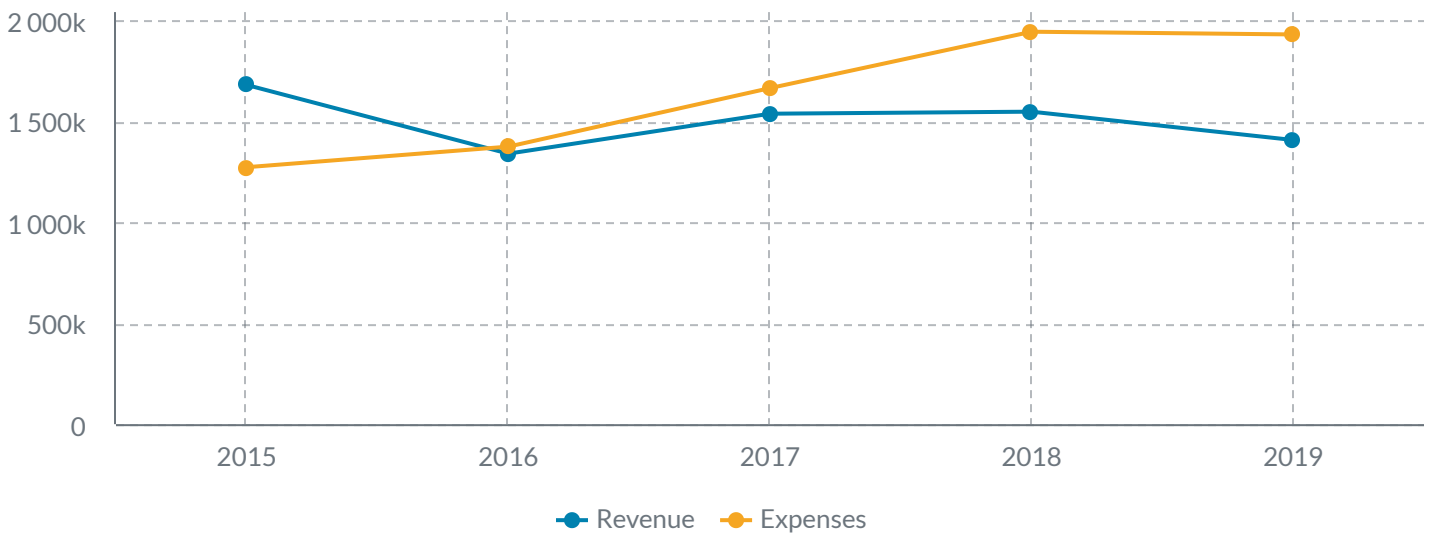


Self-Pay
9%

Revenue v. Expenses




The matter of expenses outpacing revenue has been a topic of discussion for various entities throughout 2019. It is likely that continued operations will result in a deficit in future years. The operational deficit for 2019 was (\$522,685).



Highlights

- Conducted a mass casualty exercise in partnership with River Falls Area Hospital
- Achieved cost-savings by transitioning a pick up truck and UTV to Public Works.
- Invisible Fence donated pet oxygen masks and trained EMS staff on the use of these.
- Staff members attended various trainings, to include trainings at the: National Emergency Training Center, ImageTrend, Wisconsin EMS Assoc. conference, ICMA and many others.
- Completed a comprehensive feasibility assessment of the department.
- Transitioned dispatching for inter-facility transfers to Allina for improved process.



9 min
Response Time

90th percentile within City limits