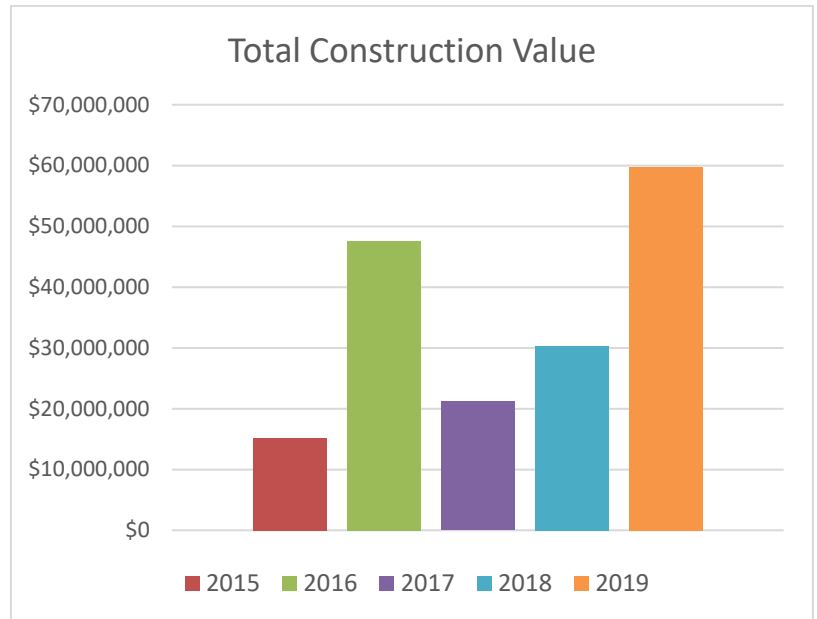
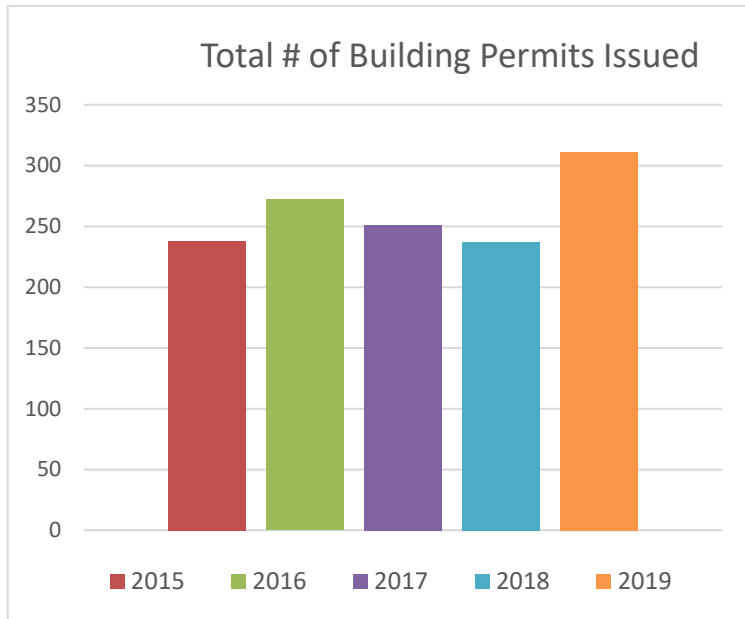


BUILDING INSPECTIONS DASHBOARD

OCT 2020

BUILDING PERMITS	2020 YTD		2019	
	# of Permits	Value	# of Permits	Value
RESIDENTIAL				
SINGLE FAMILY	84	\$18,182,204	76	\$14,729,815
DUPLEX			0	\$0
MULTI-FAMILY	10	\$22,183,782	9	\$14,400,000
ACCESSORY BLDGS	7	\$45,720	6	\$18,700
ADDITIONS/ALT'S	118	\$1,617,959	124	\$1,058,070
HEATING/VENT/A-C			3	\$18,243
ELECTRIC	14	\$70,022	26	\$157,305
PLUMBING	11	\$25,600	5	\$6,000
MISC	23	\$194,537	21	\$786,310
COMMERCIAL				
NEW CONSTRUCTION			2	\$570,000
ADDITIONS/ALTERATIONS	18	\$6,508,022	33	\$27,902,661
MISC (ELEC, PLBG, HTG)	6	\$344,500	6	\$115,400
TOTAL:	291	\$49,172,346	311	\$59,762,504
BUILDING PERMIT FEE REVENUE	291	\$271,771	311	\$302,772

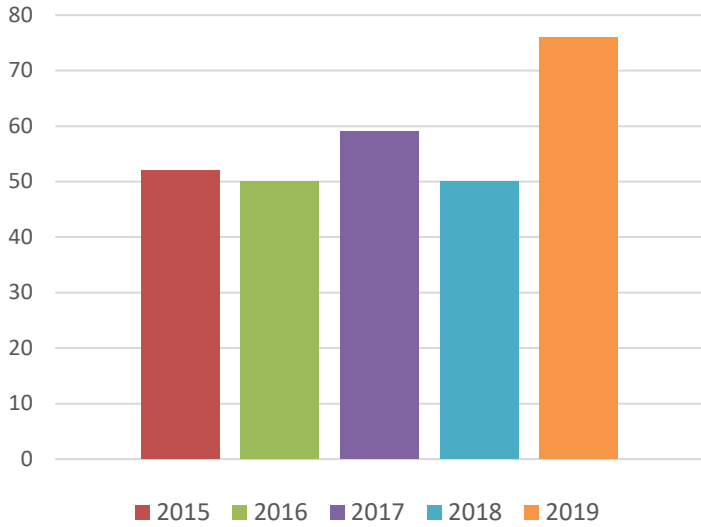
RESIDENTIAL VACANT LOTS	
DATE	# OF VACANT LOTS
OCT 2020 (*37 LOTS ADDED MAY 2020)	98*



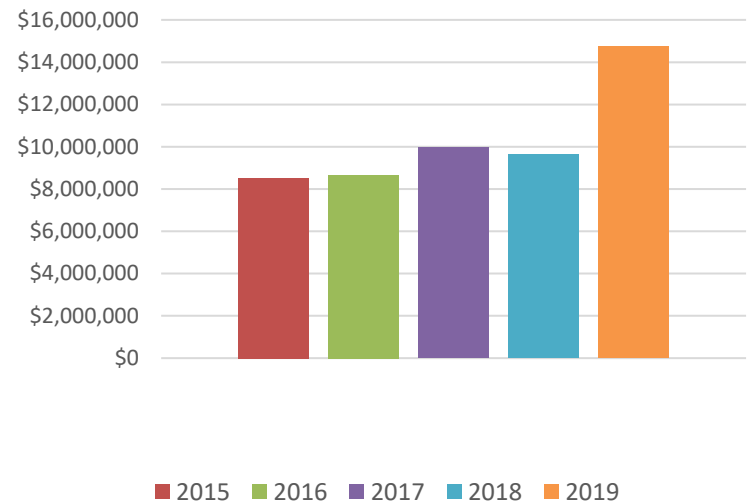
BUILDING INSPECTIONS DASHBOARD

RESIDENTIAL 5 YEAR HISTORY

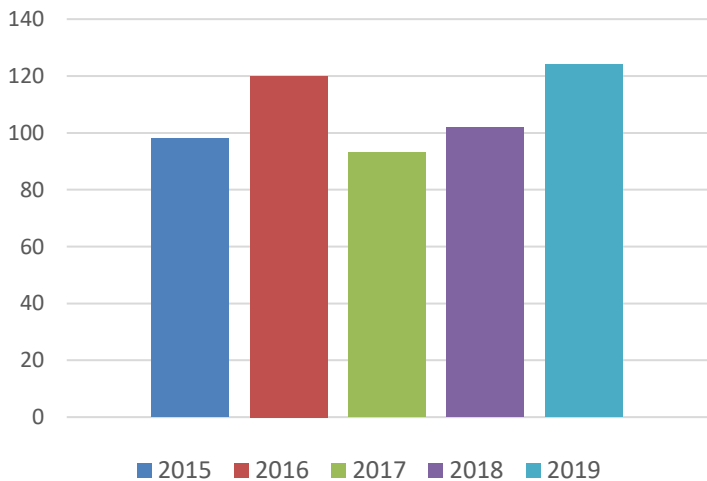
of Single Family New Construction Permits Issued



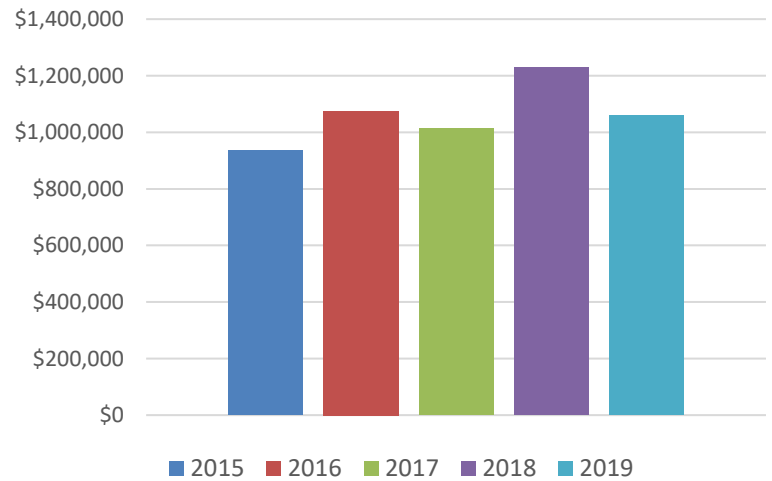
Single Family New Construction Value



of Residential Additions/Alterations Permits Issued



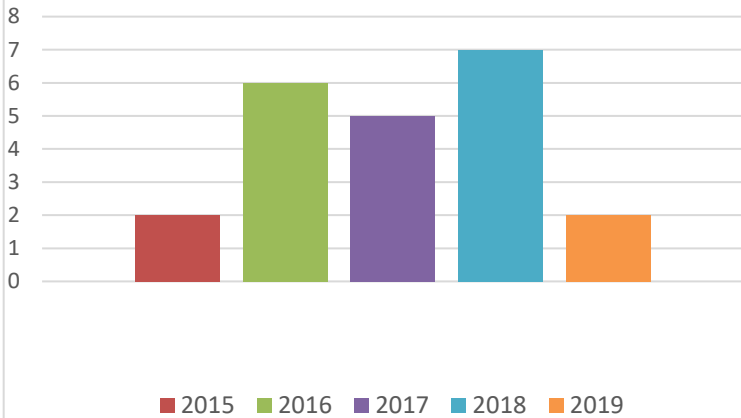
Residential Additions/Alterations Construction Cost



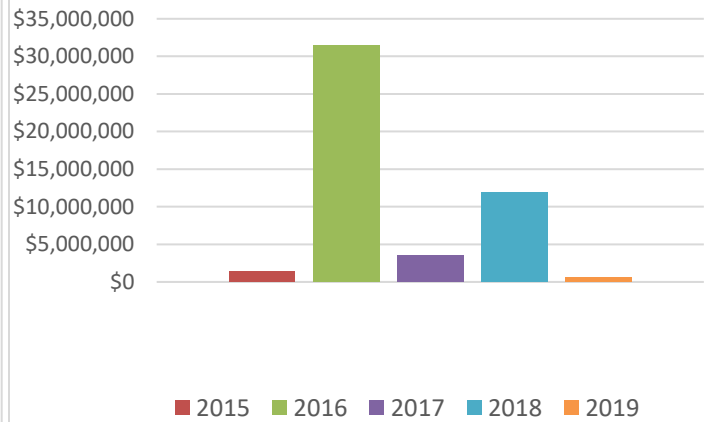
BUILDING INSPECTIONS DASHBOARD

COMMERCIAL 5 YEAR HISTORY

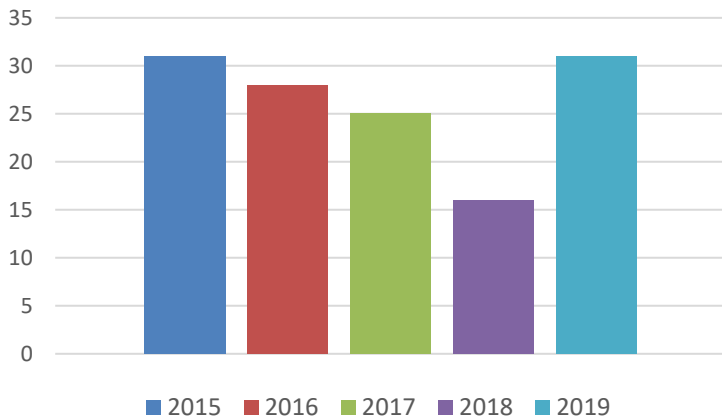
of Commercial/Industrial Permits Issued



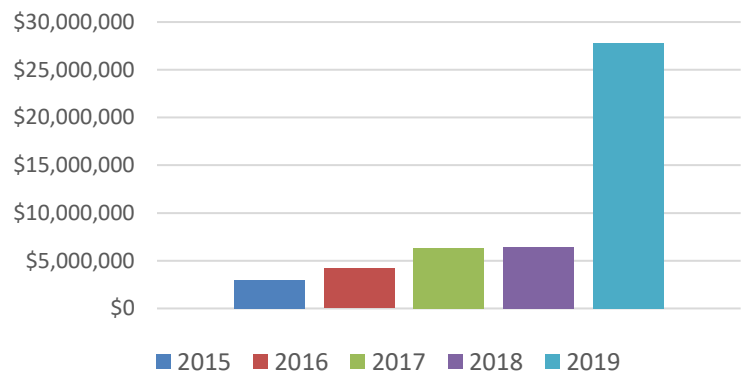
Commercial/Industrial Construction Value*



of Commercial/Industrial Additions/Alterations Permits



Commercial/Industrial Additions/Alterations Construction Costs



*Tax Exempt properties included in New Construction totals above:

2016 - 1 permit Value \$3,751,200

2017 - 3 permits Value \$3,033,800

2018 - 1 permit Value \$1,639,000