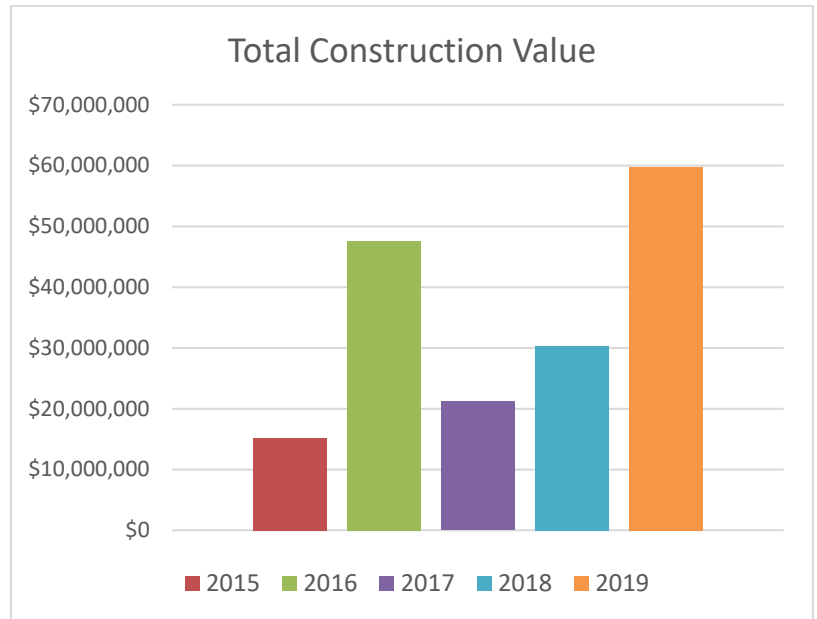
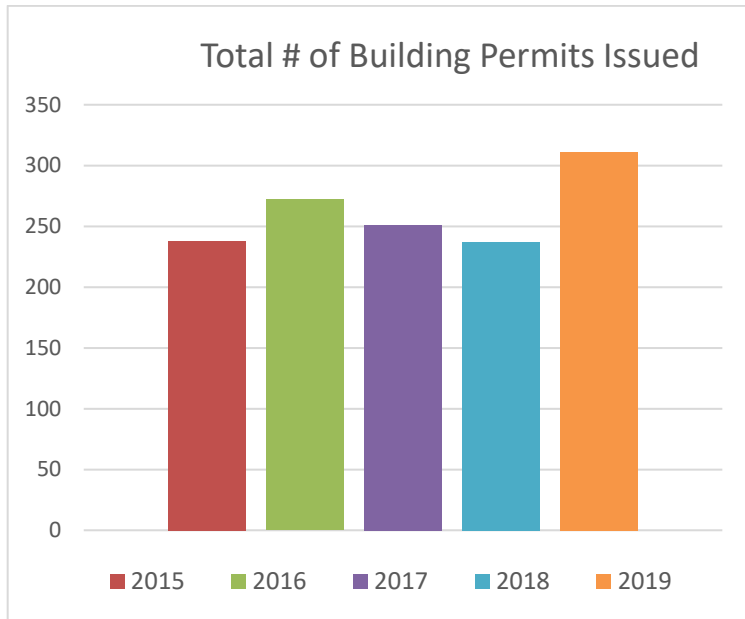


# BUILDING INSPECTIONS DASHBOARD

## AUGUST 2020

BUILDING PERMITS	2020 YTD		2019	
	# of Permits	Value	# of Permits	Value
<b>Permit Type</b>				
<b>RESIDENTIAL</b>				
SINGLE FAMILY	67	\$14,910,695	76	\$14,729,815
DUPLEX			0	\$0
MULTI-FAMILY	4	\$8,963,054	9	\$14,400,000
ACCESSORY BLDGS	7	\$45,720	6	\$18,700
ADDITIONS/ALT'S	92	\$1,343,040	124	\$1,058,070
HEATING/VENT/A-C			3	\$18,243
ELECTRIC	11	\$30,599	26	\$157,305
PLUMBING	9	\$20,600	5	\$6,000
MISC	18	\$139,088	21	\$786,310
<b>COMMERCIAL</b>				
NEW CONSTRUCTION			2	\$570,000
ADDITIONS/ALTERATIONS	12	\$5,362,122	33	\$27,902,661
MISC (ELEC, PLBG, HTG)	5	\$341,400	6	\$115,400
<b>TOTAL:</b>	<b>225</b>	<b>\$31,156,318</b>	<b>311</b>	<b>\$59,762,504</b>
BUILDING PERMIT FEE REVENUE	225	\$183,921	311	\$302,772

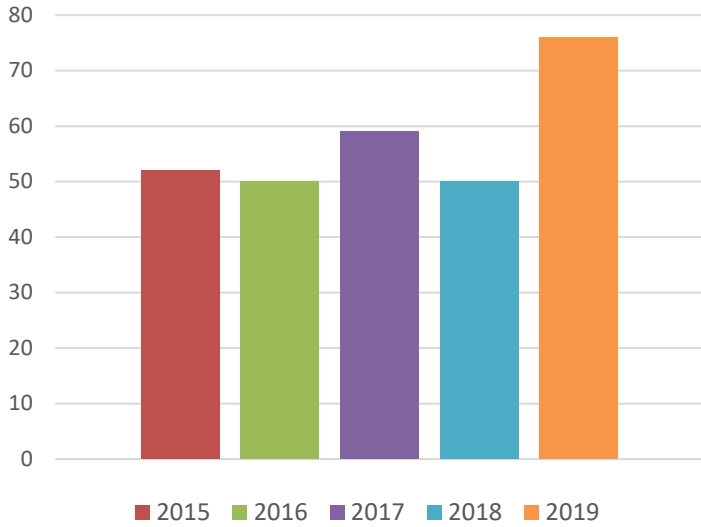
RESIDENTIAL VACANT LOTS	
DATE	# OF VACANT LOTS
JULY 2020 (*37 LOTS ADDED MAY 2020)	115*



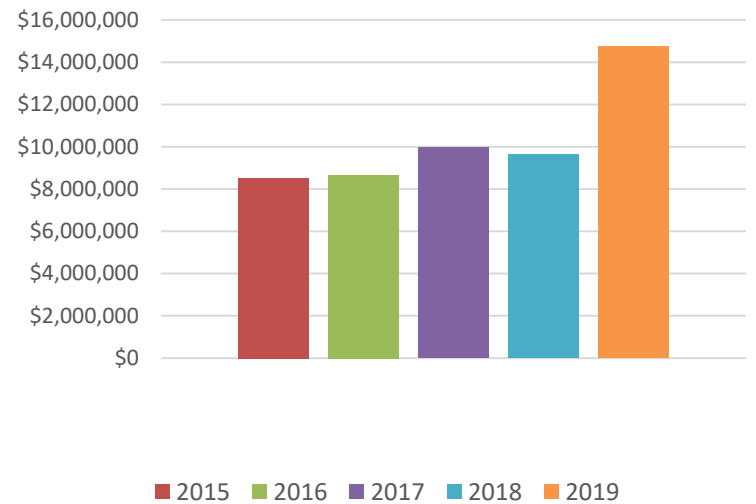
# BUILDING INSPECTIONS DASHBOARD

## RESIDENTIAL 5 YEAR HISTORY

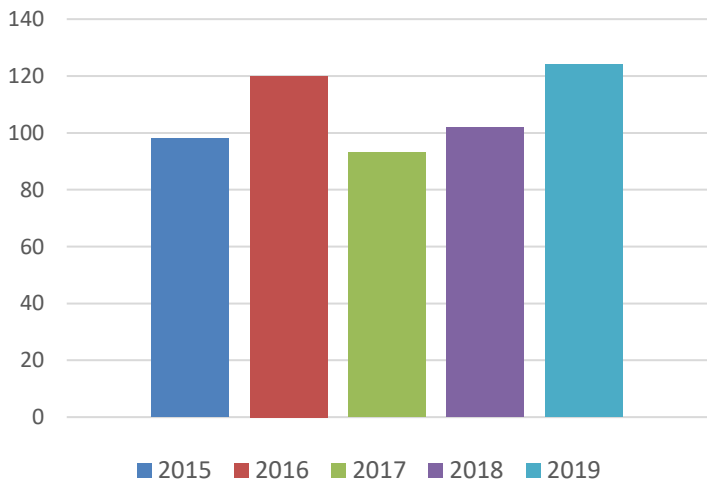
### # of Single Family New Construction Permits Issued



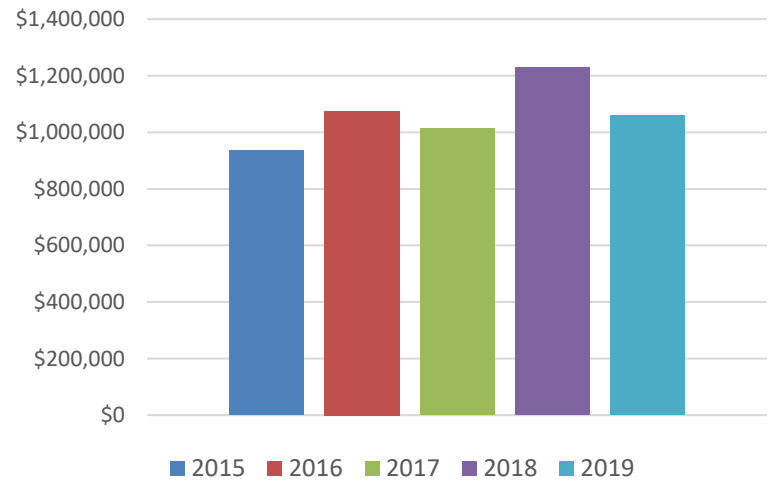
### Single Family New Construction Value



### # of Residential Additions/Alterations Permits Issued



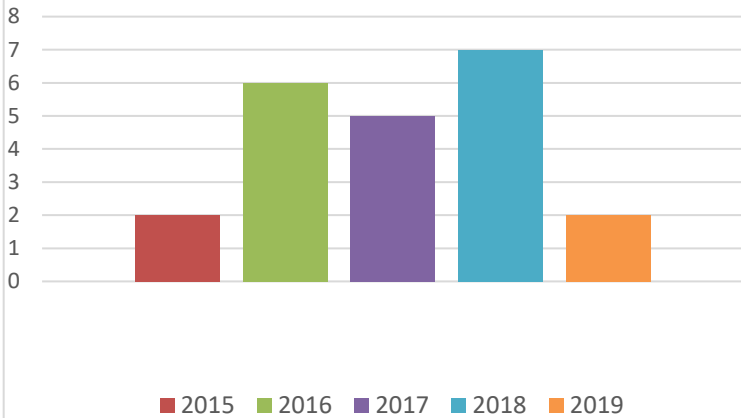
### Residential Additions/Alterations Construction Cost



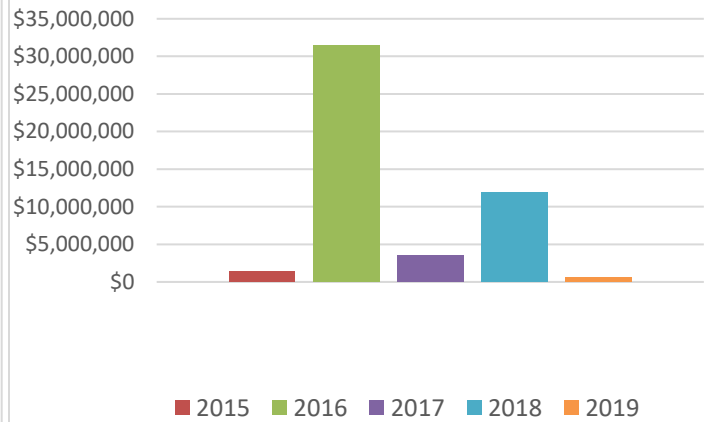
# BUILDING INSPECTIONS DASHBOARD

## COMMERCIAL 5 YEAR HISTORY

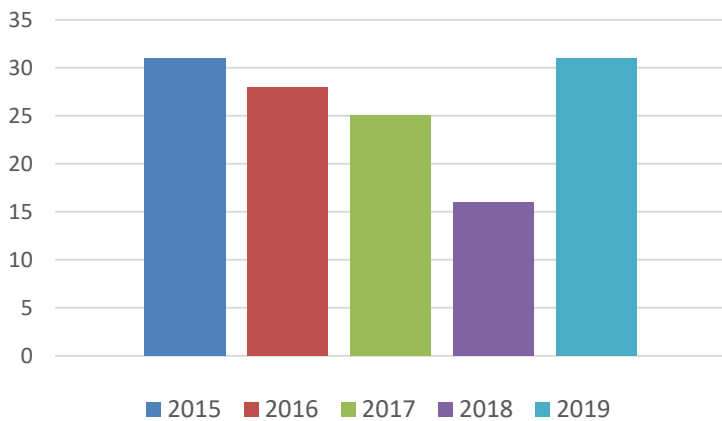
### # of Commercial/Industrial Permits Issued



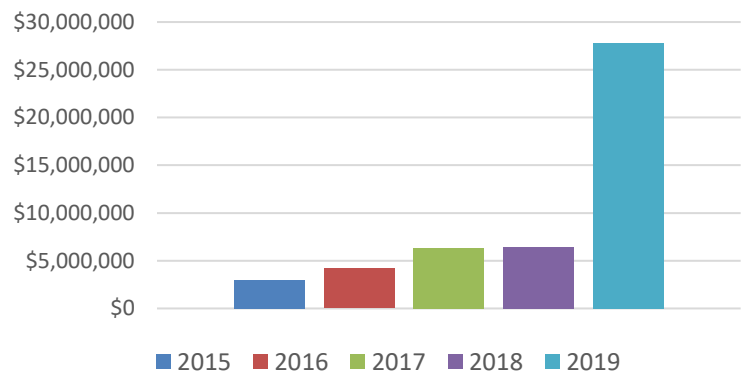
### Commercial/Industrial Construction Value\*



### # of Commercial/Industrial Additions/Alterations Permits



### Commercial/Industrial Additions/Alterations Construction Costs



\*Tax Exempt properties included in New Construction totals above:

2016 - 1 permit Value \$3,751,200

2017 - 3 permits Value \$3,033,800

2018 - 1 permit Value \$1,639,000