

BUILDING INSPECTIONS DASHBOARD

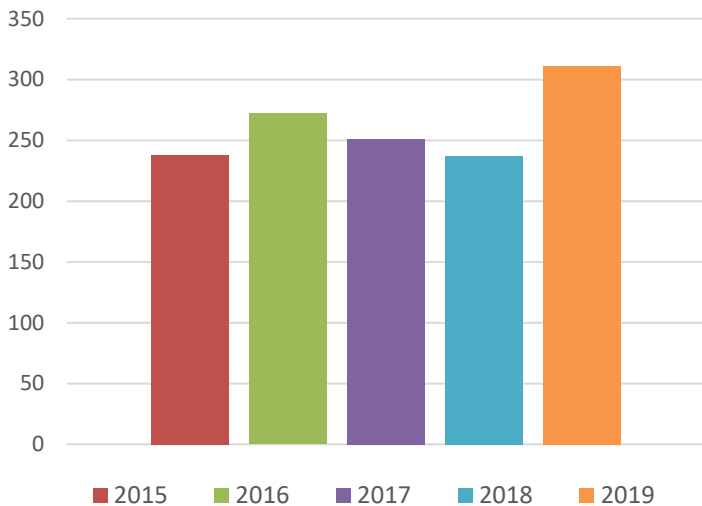
JULY 2020

BUILDING PERMITS	2020 YTD		2019	
	# of Permits	Value	# of Permits	Value
RESIDENTIAL				
SINGLE FAMILY	58	\$12,484,295	76	\$14,729,815
DUPLEX			0	\$0
MULTI-FAMILY	2	\$7,111,572	9	\$14,400,000
ACCESSORY BLDGS	7	\$45,720	6	\$18,700
ADDITIONS/ALT'S	79	\$1,031,290	124	\$1,058,070
HEATING/VENT/A-C			3	\$18,243
ELECTRIC	9	\$26,599	26	\$157,305
PLUMBING	7	\$9,600	5	\$6,000
MISC	11	\$66,406	21	\$786,310
COMMERCIAL				
NEW CONSTRUCTION			2	\$570,000
ADDITIONS/ALTERATIONS	9	\$2,370,087	33	\$27,902,661
MISC (ELEC, PLBG, HTG)	5	\$341,400	6	\$115,400
TOTAL:	187	\$23,486,969	311	\$59,762,504
BUILDING PERMIT FEE REVENUE	187	\$141,543	311	\$302,772

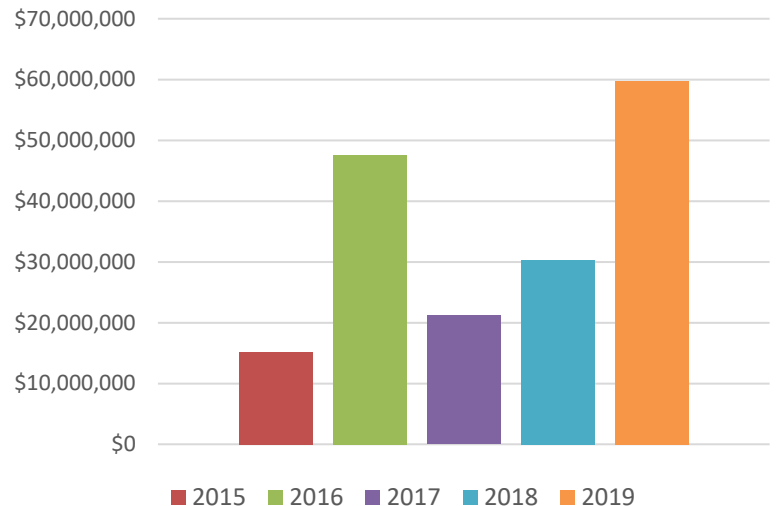
RESIDENTIAL VACANT LOTS

DATE	# OF VACANT LOTS
JULY 2020 (*37 LOTS ADDED MAY 2020)	124*

Total # of Building Permits Issued



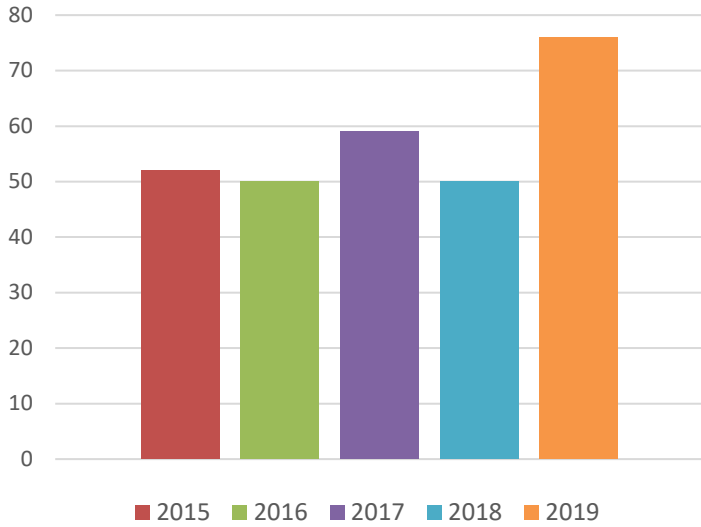
Total Construction Value



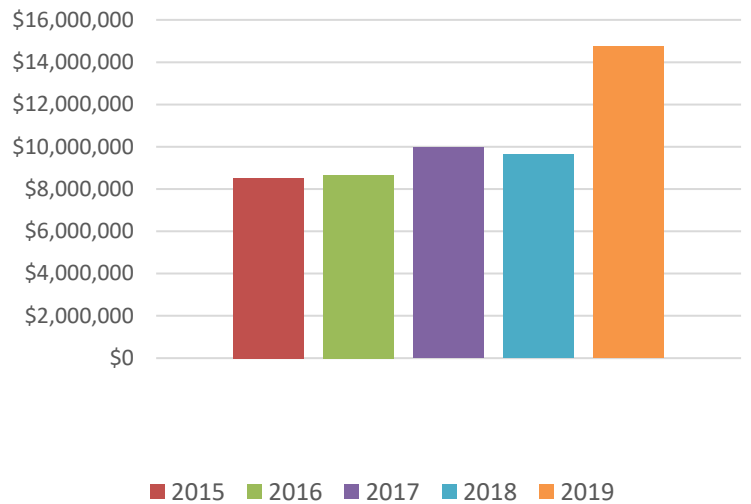
BUILDING INSPECTIONS DASHBOARD

RESIDENTIAL 5 YEAR HISTORY

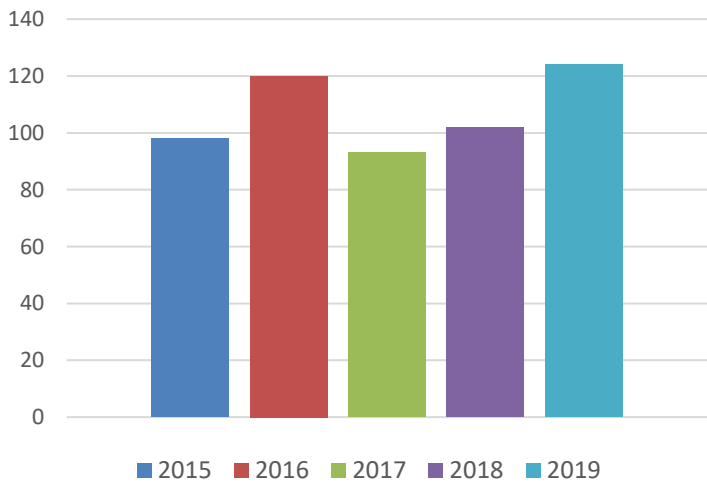
of Single Family New Construction Permits Issued



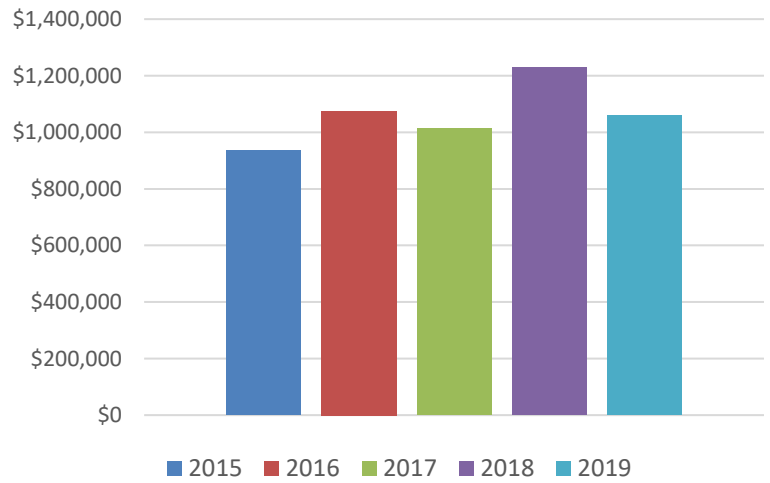
Single Family New Construction Value



of Residential Additions/Alterations Permits Issued



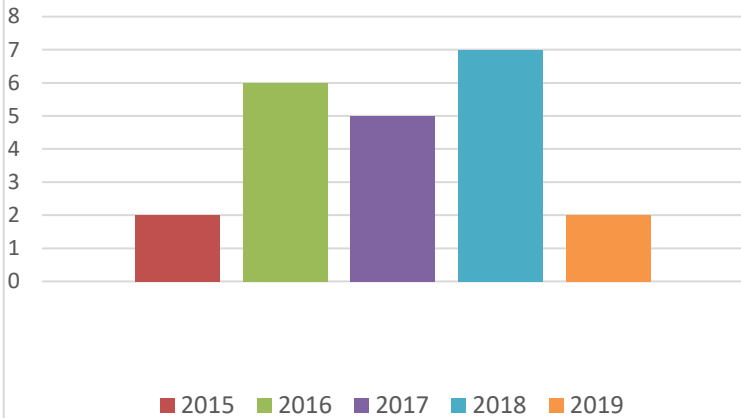
Residential Additions/Alterations Construction Cost



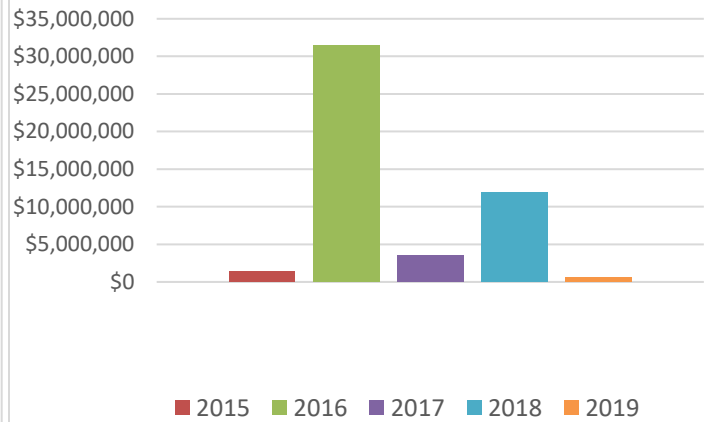
BUILDING INSPECTIONS DASHBOARD

COMMERCIAL 5 YEAR HISTORY

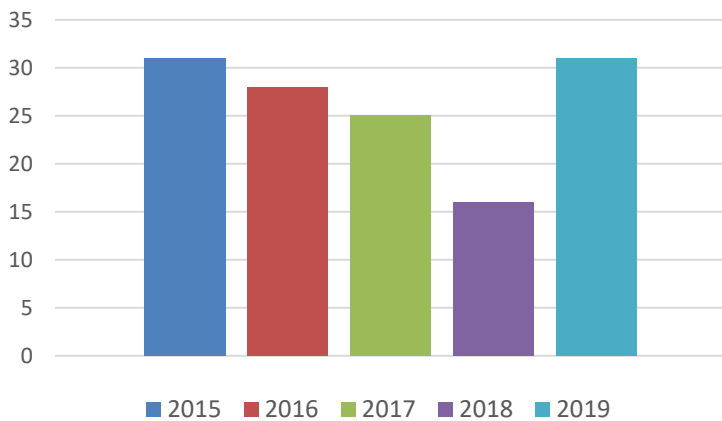
of Commercial/Industrial Permits Issued



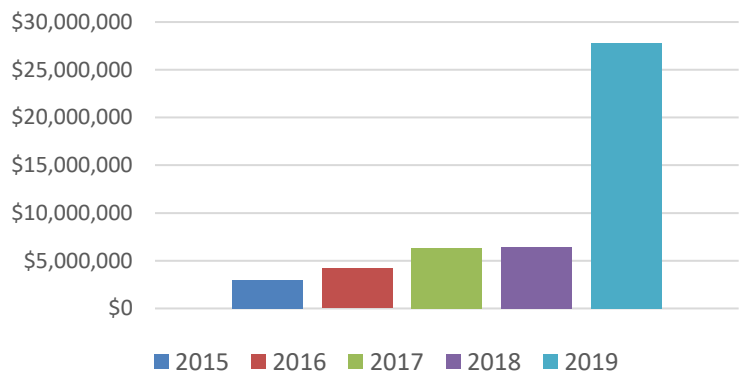
Commercial/Industrial Construction Value*



of Commercial/Industrial Additions/Alterations Permits



Commercial/Industrial Additions/Alterations Construction Costs



*Tax Exempt properties included in New Construction totals above:

2016 - 1 permit Value \$3,751,200

2017 - 3 permits Value \$3,033,800

2018 - 1 permit Value \$1,639,000