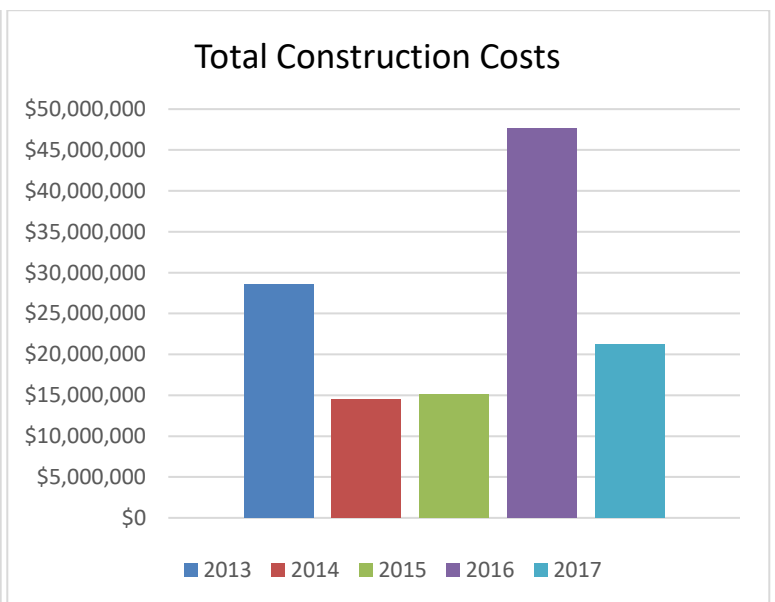
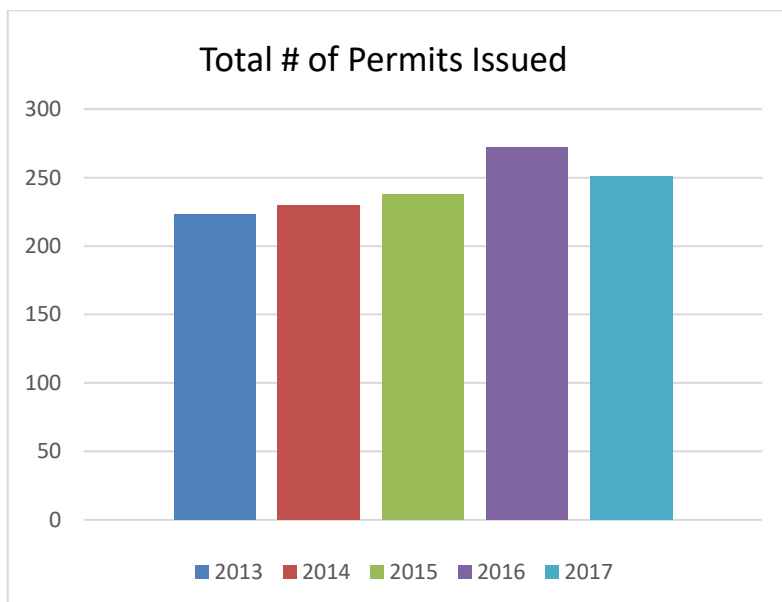


BUILDING INSPECTIONS DASHBOARD

OCTOBER 2018

BUILDING PERMITS	2018 YTD		2017	
	Permit Type	# of Permits	Value	# of Permits
RESIDENTIAL				
SINGLE FAMILY	47	\$8,954,000	59	\$9,957,790
DUPLEX	0	\$0	0	\$0
MULTI-FAMILY	1	\$795,000	0	\$0
ACCESSORY BLDGS	6	\$45,300	6	\$65,000
ADDITIONS/ALT'S	96	\$1,175,848	93	\$1,012,715
HEATING/VENT/A-C	5	\$19,267	1	\$3,636
ELECTRIC	14	\$30,489	20	\$41,977
PLUMBING	8	\$8,185	9	\$17,146
MISC	11	\$39,500	24	\$88,725
COMMERCIAL				
NEW CONSTRUCTION	5	\$5,874,651	5	\$3,535,704
ADDITIONS/ALTERATIONS	15	\$6,404,261	25	\$6,370,207
MISC (ELEC, PLBG, HTG)	7	\$87,555	9	\$92,700
TOTAL:	215	\$23,434,056	251	\$21,185,600
BUILDING PERMIT FEE REVENUE	215	\$148,762	251	\$145,055

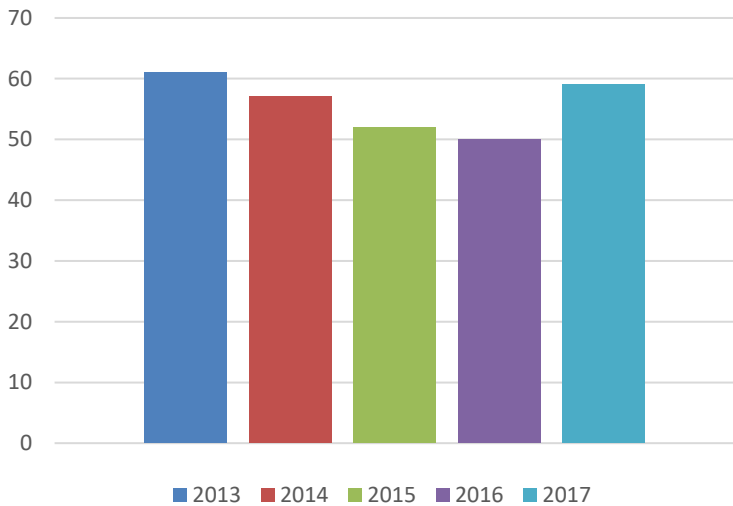
RESIDENTIAL VACANT LOTS	
DATE	# OF VACANT LOTS
OCTOBER 2018	116



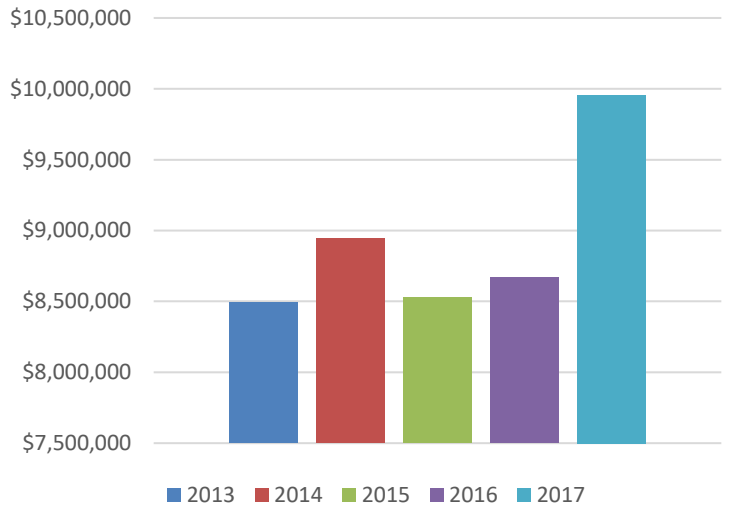
BUILDING INSPECTIONS DASHBOARD

RESIDENTIAL 5 YEAR HISTORY

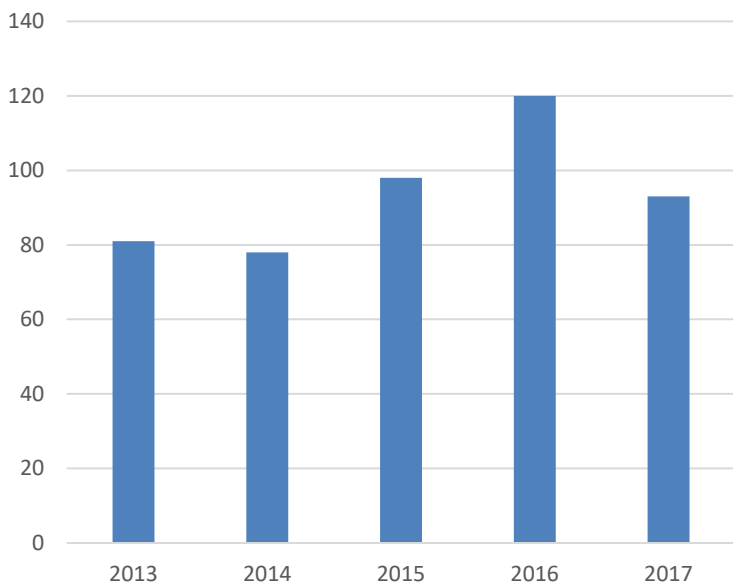
of Single Family New Construction Permits



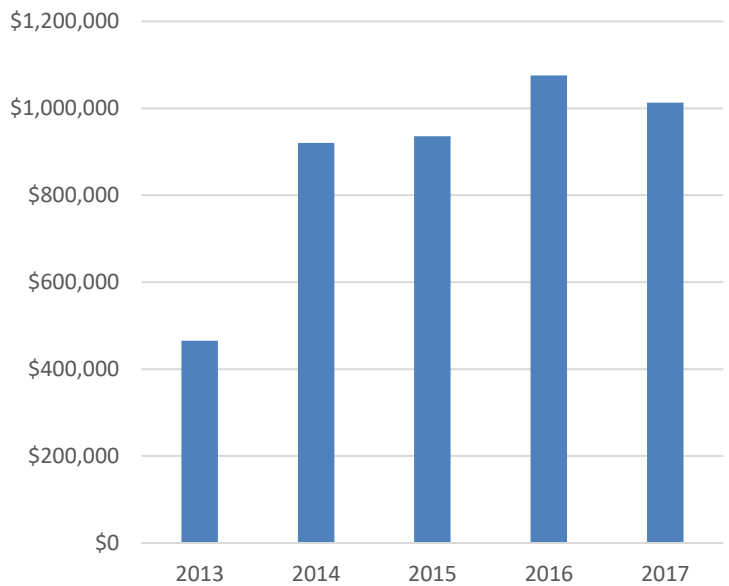
Single Family New Construction Value



of Residential Additions & Alterations Permits



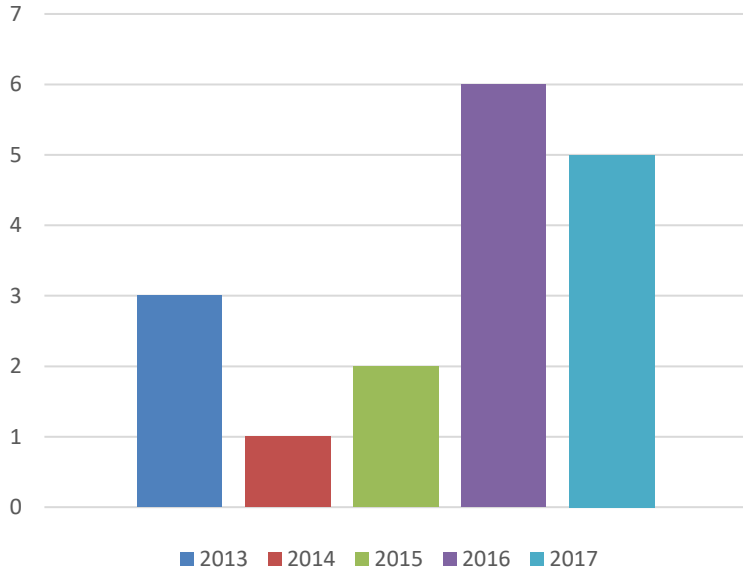
Residential Additions & Alterations Construction Value



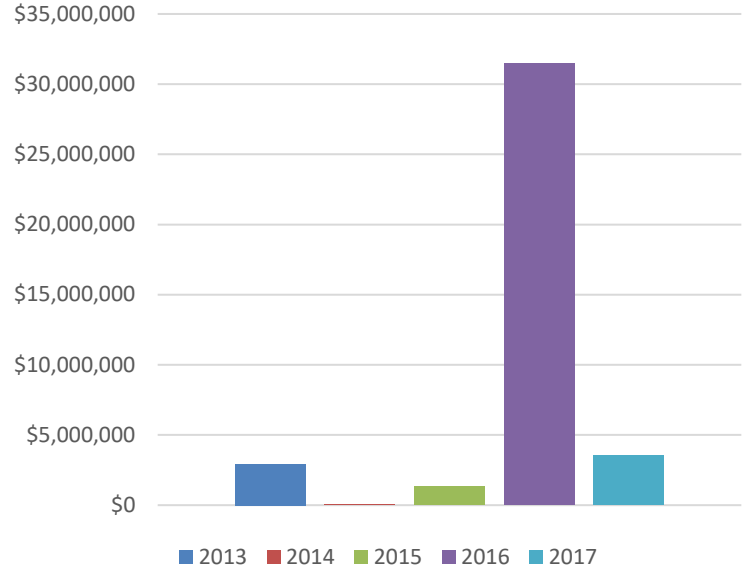
BUILDING INSPECTIONS DASHBOARD

COMMERCIAL 5 YEAR HISTORY

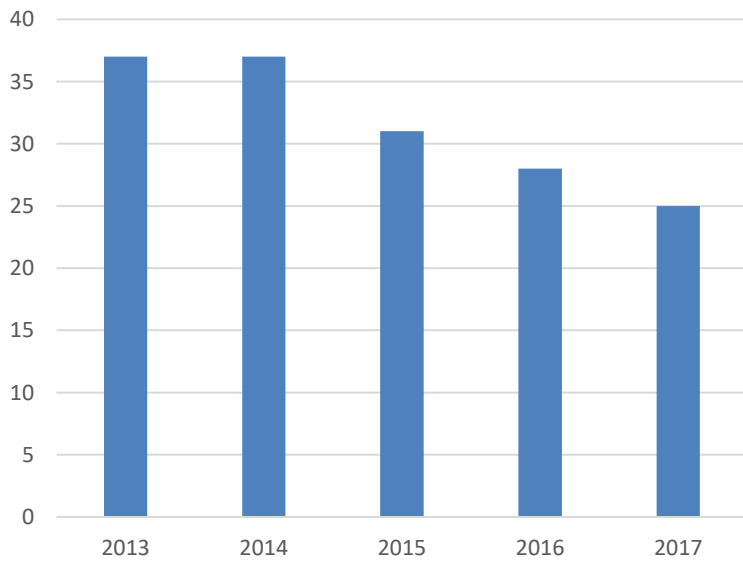
of Commercial/Industrial New Construction Permits*



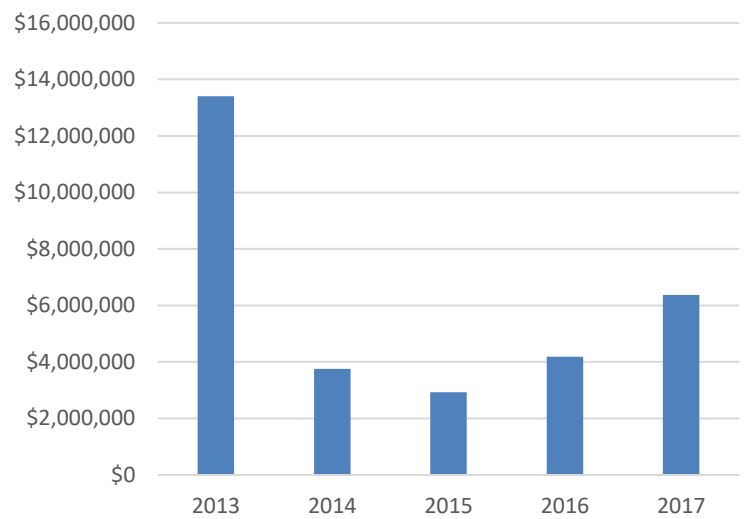
Commercial/Industrial New Construction Value*



of Commercial/Industrial Additions & Alterations Permits



Commercial/Industrial Additions & Alterations Construction Value



*Tax Exempt properties included in New Construction totals above:

2016 - 1 permit Value \$3,751,200

2017 - 3 permits Value \$3,033,800